

Hartshill Parish Plan – April 2005



VERSION DRAFT 1.0a. April 2005

For: Hartshill Parish Council

Original Copy: John Studd, Plan Author

Table of Contents

Table of Contents

<i>Contacts</i>	2
1. <i>Council</i>	2
2. <i>Hartshill Community Project Team</i>	2
<i>Document Distribution</i>	4
1. <i>Council Distribution</i>	4
2. <i>Hartshill Community Project Team</i>	4
1. Summary of Hartshill Parish Plan	5
<i>Background</i>	6
<i>The views of the community</i>	6
<i>Parish Plan Deliverables</i>	7
<i>How this plan will benefit the community</i>	7
<i>Progress to date</i>	7
<i>Next Steps</i>	8
<i>Costs</i>	8
<i>Project timescales</i>	8
2. Where is Hartshill Village?	9
3. Background to the Parish Plan	10
4. Summary of Questionnaire results	12
4. Implementation of the Parish Plan	13
<i>Reduce the amount of litter within the village</i>	14
<i>Implement traffic calming</i>	14
<i>Implement a sports facility</i>	15
<i>Implement a Community Center</i>	16
<i>Increase the Police presence within the village</i>	17
5. Progress to Date	18
<i>Reduce the amount of litter within the village</i>	18
<i>Implement traffic calming</i>	18
<i>Implement a sports facility</i>	18
<i>Implement a Community Center</i>	18
<i>Increase the Police presence within the village</i>	18
6. Next Steps	19
Appendix 'A', Hartshill Parish Questionnaire	20
.....	20
The questions asked	21
Overall return rate of questionnaires	22
Number of overall results/votes – Question 1	24
Question 1 Results - breakdown by category	25
Question 2 Results – Improving the quality of village life.	37
Question 3 Results – Community Centre	40
Conclusions	42
Appendix 'B', Hartshill School Questionnaire	45
.....	45
The questions asked	46
Overall return rate of questionnaires for Years 6, 7, 8, 9 and 10.	47
Number of overall results/votes – Question 1	48
Question 1 Results - breakdown by category	49
Question 2 Results – Improving the quality of village life.	61
Question 3 Results – Community Centre	63
Conclusions	64

~ End of Table of Contents ~

~ Page 1 ~

'Putting the  into Hartshill'

Contacts

Contacts

Council

Council Contact 1	
Name:	<Point of contact>
Title:	
Organisation:	
Address:	
Telephone:	
Facsimile:	
E-Mail:	

Council Contact 2	
Name:	<Point of contact>
Title:	
Organisation:	
Address:	
Telephone:	
Facsimile:	
E-Mail:	

Hartshill Community Project Team

Funding Bid Manager	
Name:	John Studd
Title:	Funding Bid Manager
Address:	1 Oak Drive Hartshill Warwickshire CV10 0XF
Telephone:	024-76396753
Mobile:	0771 4708876
e-mail:	john.studd@sun.com

Funding Bid Chair	
Name:	Neil Adcock
Title:	Funding Bid Chair
Address:	
Telephone:	
Mobile:	
Fax:	
e-mail:	

Contacts

Parish Council Chariman	
Name:	John Randall
Title:	Parish Council Chair
Company:	Hartshill Parish Council
Address:	
Telephone:	
Mobile:	
Fax:	
e-mail:	

Parish Vicar	
Name:	Laurie Beard
Title:	Parish Vicar
Company:	
Address:	
Telephone:	
Mobile:	
Fax:	
e-mail:	

Funding Bid Project Advisor	
Name:	John McCallum
Title:	Development Officer (Team Leader)
Company:	Diocese of Coventry
Address:	Coventry Cathedral & Diocesan Offices 1 Hill Top Coventry CV1 5AB
Telephone:	02476 521200
Mobile:	
Fax:	02476 521220
e-mail:	John.mcallum@covcofe.org

Document Distribution

Document Distribution

Council Distribution

Council Distribution 1		
Copy No.	Name	Title

Council Distribution 2		
Copy No.	Name	Title

Hartshill Community Project Team


Project Team		
Copy No.	Name	Title
	John Studd	Funding Bid Manager
	Neil Adcock	Funding Bid Chair
	John Randall	Parish Council Chair
	Laurie Beard	Hartshill Parish Vicar
	John McCullum	Funding Bid Project Advisor

Section 1

Summary of Hartshill Parish Plan

1. Summary of Hartshill Parish Plan

The Hartshill parish plan is a vision of how the community of Hartshill could be developed over both the short and long term. The plan is a consensus of the views of the Hartshill residents.



Typical walks through Hartshill Hayes Country Park

All residents were invited to participate in a village questionnaire as well as the school children of Hartshill. The results of those questionnaires form the basis of the first draft of the Hartshill Parish Plan. The reports generated from the questionnaires are shown in the appendices to this Parish Plan. The first draft of the Parish Plan was reviewed at the village open meeting in May 2005.

This plan has been constructed using entirely the views of the Hartshill community.

Section 1

Summary of Hartshill Parish Plan

Background

During 2004 two questionnaires were undertaken with Hartshill residents; one was targeted at village residents (detailed in Appendix A), the second at school children (detailed in Appendix B). The principal objective of the questionnaire was to give the community residents of the village alike the opportunity to give their views on:

- The perceived issues within the village.
- How the quality of village life could be improved. Answers were totally free-format.
- What services would be appropriate to have in the village (from a pre-selected list).
- If a community centre could benefit the village.



Early morning on the canal at Hartshill

The views of the community

Despite two separate questionnaires being commissioned; to two separate demographics, there is agreement on the major issues with the village. From the residents' perspective the second biggest issue is 'children hanging around on street corners' while from the school children's perspective it is 'not enough sports or play areas are available within the village which young people could use to occupy their time and play in a safe environment.'

Section 1

Summary of Hartshill Parish Plan

Both demographics also agree on the need for a community centre with the residents voting in favour of it by almost 74% and the school children by just over 78%. There does remain a wide variety of services that both groups feel should be offered from the community centre. However, there is no reason why all services could not be offered.

Other major areas that residents felt needs to be addressed are:

- Litter
- Secure play area for Children
- Traffic Calming / Excessive Speed
- More Police presence

Parish Plan Deliverables

The plan deliverables are listed below:

- Implementation of a Community Centre in Hartshill.
- Implementation of a Sports Facility within Hartshill.
- Implementation of a one-way system around the Victoria Road and School View Road to ease traffic congestion and all the associated, secondary issues which are spawned by this.
- A greater and more visible police presence within Hartshill.
- Measures taken to reduce the level of litter within Hartshill.

How this plan will benefit the community


By implementing the parish plan the following benefits will be realised:

- Addressing the major perceived issues within the community.
- Empowering the community as this plan is a direct result of their input and as such is almost certain to develop a sense of community and community responsibility.

Progress to date

The following milestones have been achieved with the parish plan to date:

- Both residents and school children have participated in village questionnaires.
- Results of these questionnaires have been collated, analysed and the results published. The results from these have been used to form the parish plan.

'Putting the  into Hartshill'

~ Page 7 ~

Section 1

Summary of Hartshill Parish Plan

- Prospective sites have been examined for the Community Centre and the Sports Facility
- Business plan under development to illustrate the long term viability of the new facilities proposed within this parish plan.
- Architects and other appropriate professional bodies engaged to quantify prospective costs with the Parish Plan.
- The first draft of the Parish Plan produced.
- The first draft of the Parish Plan presented to the residents of Hartshill village at the open meeting in May 2005.

Next Steps

The following steps are planned to be taken:

- Open meeting to explain Parish Plan to the residents of Hartshill and project stakeholders.
- The Parish Plan to be amended (if necessary) as a result of the public meeting.
- Production of the final version of the Parish Plan incorporating the feedback from the Hartshill residents.

Costs

To be determined, once the the Parish Plan has been agreed, in principle by the residents of Hartshill.

Project timescales

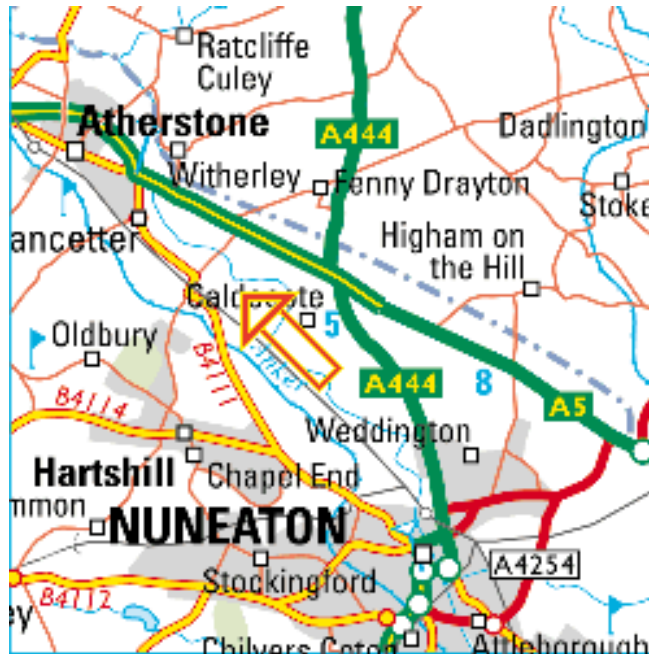
To be determined, once the Parish Plan has been agreed, in principle by the residents of Hartshill.

Section 2

Where is Hartshill Village?

2. Where is Hartshill Village?

Hartshill is a semi-rural Warwickshire village Situated to the south of the A5 trunk road, between the towns of Atherstone and Nuneaton, as shown in the following map:



Section 3

Background to the Parish Plan

3. Background to the Parish Plan

Hartshill is a popular Warwickshire village, both in terms of housing for residents and with facilities for visitors to the village such as Harsthill Hayes Country Park and facilities for canal users where it runs through the Parish.



View from Hartshill Hayes Country Park



The boatyard at Hartshill

Section 3

Background to the Parish Plan

Like all villages Hartshill needs to undertake development in order to meet the needs to both residents and users as those needs change. For example there is a significant increase in motor vehicle transport and motor vehicle ownership within Hartshill and this puts a degree of strain on the existing infrastructure. This has to be addressed.

In order to ensure development of the village is undertaken with the requirements of the village residents and user's, two questionnaires were commissioned to canvass their views on village life. One questionnaire was targeted at Hartshill residents where every household in the village was sent a copy. The second one was targeted at the school population within Hartshill. These questionnaire results are detailed in the appendices to this document. This process has been underway for over a year.

From these results a plan of action has been developed which is detailed in this Parish Plan.



Typical new housing development within Hartshill

Section 4

Summary of Questionnaire results

4. Summary of Questionnaire results

The questionnaire results are fully detailed in the appendices to the Parish Plan. The major points raised are summarised below:

- Litter (residents)
- Children hanging around on street corners (residents)
- Secure play area for Children (residents)
- Traffic Calming / Excessive Speed (residents)
- More Police presence (residents)
- Lack of safe Sports / Play areas (school children)
- Very positive response to benefit of a Community Center (both areas; in excess of 75% in favour)

The results have a great deal of agreement from both residents and School children. The residents suggesting the most significant area for development within the village is the same; that of lack of safe sports play facilities for the young. By addressing this issue it is felt that the perceived issue of 'Children hanging around on street corners' could be reduced.

The Parish Plan will focus on addressing these requirements.

Section 5

Implementation of the Parish Plan

5. Implementation of the Parish Plan

The primary requirements to address are as following:

- REQ-01 - Litter (residents)
- REQ-02 - Children hanging around on street corners (residents)
- REQ-03 - Secure play area for Children (residents)
- REQ-04 - Traffic Calming / Excessive Speed (residents)
- REQ-05 - More Police presence (residents)
- REQ-06 - Lack of safe Sports / Play areas (school children)
- REQ-07 - Very positive response to benefit of a Community Centre (both areas; in excess of 75% in favour)

There are seven specific primary requirements identified from the results of the questionnaires. These are planned to be implemented as five separate initiatives as requirements REQ-02 (Children hanging around on street corners), REQ-03 (Secure play area for Children) and REQ-06 (Lack of safe Sports / Play areas) can be combined under a single initiative.

Section 5

Implementation of the Parish Plan

Therefore there are the following five initiatives which are planned for the Parish of Hartshill:

1. Reduce the amount of litter within the village (addresses requirement REQ-01)
2. Implement traffic calming within key areas of the village (addresses requirement REQ-04)
3. Implement a Sports facility within Hartshill (addresses requirements (REQ-02, REQ-03 and REQ-06)
4. Implement a community centre for the village (addresses requirement REQ-07)
5. Increase the police presence within the village (addresses requirement REQ-05)

Implementation of the initiatives will be detailed in separate funding documents; however, a proposed outline of the implementation of each initiative is given in the following sections.

Reduce the amount of litter within the village

At present there is no outline plan of how this will be implemented.

Implement traffic calming

The key areas for traffic calming as identified by the residents of Hartshill are around the schools with particular feedback being given about double parking, parking on the pavement, in some cases preventing pushchair access via the pavement, forcing parents and babies on to the road to pass parked cars. It has also been fed back via the questionnaires that traffic flow during school drop off and collection times is severely impeded, in some cases leading to frayed tempers and incidents between motorists and in some cases pedestrians.

In the view of the residents it has been very fortunate that no incidents resulting in injury have occurred. If the situation is left as it is it is felt this will not always be the case.

Section 5

Implementation of the Parish Plan

The proposed traffic calming solution is to make School Hill and Victoria one way to prevent the traffic issues which are currently being experienced during school drop off and pick up times.

Implement a sports facility

This initiative is proposed to address a number of specific requirements of the community, specifically by building a sports facility it is envisaged this will offer the younger members of the community activities for them to actively engage in as well as providing a safe and secure area in which to play.

This is also expected to reduce the number of children 'hanging around on street corners' as identified in the questionnaires.

There is an area of land within the village which could be used for this purpose, this is to the back of Pete's Chippery and has access towards the bottom of Victoria Road.

Section 5

Implementation of the Parish Plan

Implement a Community Center

The response to the question 'would the village benefit from a community centre' was the most positively answered question and as such has been proposed for implementation.

Hartshill currently has an informal community centre within the grounds of Holy Trinity Church (shown below)



Holy Trinity Parish Church

This currently hosts a number of village interest groups, such as Trinity Tots – a mother and toddler group, Trinity Tribe – a young persons group, Hartshill Bell Ringers to name but three. However, the facilities at the church are not suitable for a formal community centre so the current proposal is to develop these existing facilities in to a formal centre, with additional facilities such as a permanent location for the library (which is currently mobile and will be withdrawn in the near future).

Section 5

Implementation of the Parish Plan

The parish Council has been made aware that the church land could be made available for the development of such a center.

Increase the Police presence within the village

It is felt by the residents of Hartshill that an increased Police presence would benefit the community and give reassurance to residents when they are out within the village, in particular at night.

Section 6

Progress to Date

6. Progress to Date

The following progress has been made in the initiative areas:

Reduce the amount of litter within the village

No progress has been made in this area.

Implement traffic calming

A number of meetings have been held by the Parish Council to highlight the traffic issues within the village, in particular around the school areas.

Implement a sports facility

A possible site for a sports facility has been identified and meetings have been held with other Warwickshire villages that have had similar facilities built in order for Hartshill to learn from their experiences.

Implement a Community Centre

Architects have been engaged by Holy Trinity Church to investigate the viability and cost of implementing a Community Centre on the current Holy Trinity site.

A number of Community Centre planning meetings have been held with organisations that will be involved with any potential project in this area.

Increase the Police presence within the village

This is the area in which the greatest visible progress has been made. Since this Parish Plan was commissioned, towards the end of 2004, additional Community Support Officers have been assigned to the village and Police presence has been stepped up within the village, with specific targeted activities.

Since these initiatives there has been a marked reduction in the number of young people gathering at the bottom of Victoria Road by the Newsagents, and the closure of Trotters Off Licence.

Section 7

Next Steps

7. Next Steps

With all Parish Plans they must be representative of the views of the residents of the village. The Parish Plan has been produced from the results of the questionnaires undertaken within 2004.

This Plan will be reviewed at the Parish Open meeting in May 2005. Depending on the outcome of that meeting the Parish Plan may either be endorsed or further questionnaires produced to ensure that this parish Plan is a true representation of the views of Hartshill village as a whole.

Once the Parish Plan has been approved, the individual initiatives can then be implemented. Each initiative will generate its own proposal paper and (where appropriate) request for funding document before implementation can occur.

Appendix 'A'

Hartshill Parish Questionnaire

Appendix 'A', Hartshill Parish Questionnaire



Hartshill

Community Project

“Helping to put the  into Hartshill”

Questionnaire Results

Report: Helping to put the heart into Hartshill
Document Ref.: JA0001
Author: Anne & John Studd
Revision: 2.0
Date: 2nd May 2004

Produced By:
J & A
Statistical
Consulting

Appendix 'A'

Hartshill Parish Questionnaire

The questions asked

The following questions were asked in the questionnaire:

1. Some excellent activities already exist in our village, please indicate which services you would like to see developed: (There is no limit to the number of facilities which may be indicated):
 - i. A Permanent Location for a Library
 - ii. Tea Room / Community Café
 - iii. Community Internet Access
 - iv. Local Authority Surgeries
 - v. Facilities for the Elderly
 - vi. Garden of Reflection
 - vii. Additional Car Parking
 - viii. Multi-Cultural Events
 - ix. Dance Club Venue
 - x. Local Policy Surgery
 - xi. Improved Sports Facilities
 - xii. Additional Keep Fit / Slimming
 - xiii. Health Centre
 - xiv. Adult Education Facility
 - xv. Sheltered Housing
 - xvi. Young Parents Workshop
 - xvii. Citizens Advice and Benefits Centre
 - xviii. Community Transport
 - xix. Young Peoples Activities
 - xx. Drama & Arts
 - xxi. Additional After-School Clubs
 - xxii. Mother & Toddler Facilities
 - xxiii. Pre-School Nursery
 - xxiv. Credit Union
2. Do you have any other suggestions to improve the quality of village life?
3. Do you think the village would benefit from a Community Centre Building? (Yes or No)
4. Please indicate which age group you belong to:
 - Under 16
 - 16-30
 - 31-60
 - Over 60

Appendix 'A'

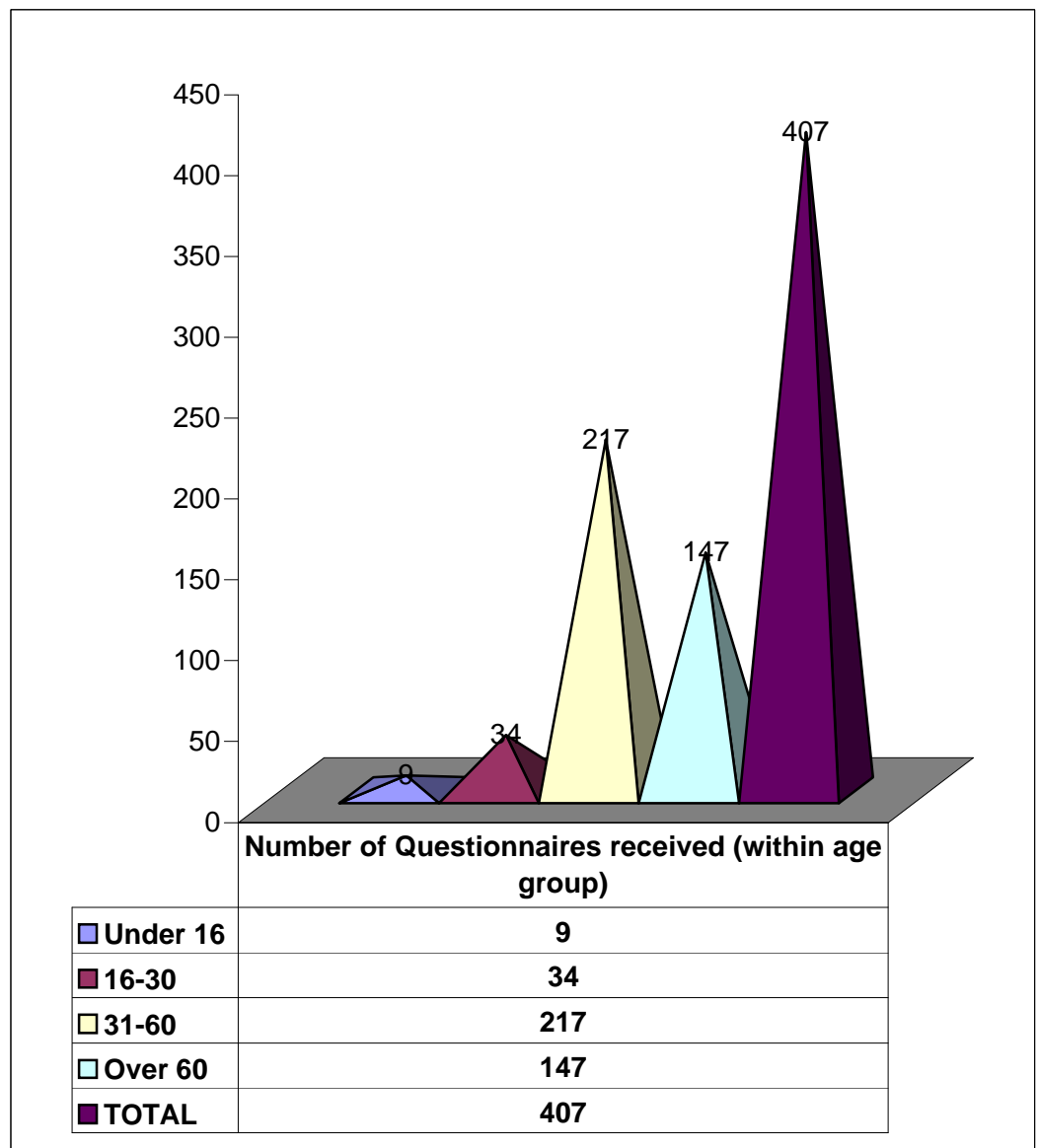
Hartshill Parish Questionnaire

Overall return rate of questionnaires

Overall return rate

Out of 3000 questionnaires that were sent to residents of Hartshill Village, 407 were returned. This represents a return rate of nearly 14%.

Number of questionnaires returned (within age group):



Appendix 'A'

Hartshill Parish Questionnaire

From this data it is evident that almost 90% of the responses were received from residents over the age of 30. One reason for this maybe the questionnaires were distributed to households rather than individuals and hence were returned with just one age group indicated.

Appendix 'A'

Hartshill Parish Questionnaire

Number of overall results/votes – Question 1

Referring to Question 1 of the questionnaire – “Some excellent activities already exist in our village, please indicate which services you would like to see developed: (There is no limit to the number of facilities which may be indicated)”

Out of the 407 questionnaires returned, the table below shows the number of votes for each category both in terms of total votes and a total for each age group, (arranged with the highest number of votes first).

	Under 16	16-30	31-60	Over 60	TOTAL (within age group)
A Permanent Location for a Library	3	13	141	109	266
Young Peoples Activities	8	23	136	79	246
Local Police Surgery	2	12	120	103	237
Facilities for the Elderly	4	11	96	107	218
Health Centre	6	15	102	95	218
Citizens Advice and Benefits Centre	2	10	100	101	213
Improved Sports Facilities	6	17	114	54	191
Adult Education Facility	4	17	102	64	187
Additional Car Parking	3	8	100	71	182
Additional After-School Clubs	5	10	85	65	165
Tea Room / Community Café	2	17	84	58	161
Local Authority Surgeries	1	4	65	64	134
Community Transport	3	7	55	67	132
Sheltered Housing	2	5	51	64	122
Mother Toddler Facilities	2	21	54	41	118
Dance Club Venue	3	12	67	30	112
Pre-School Nursery	0	13	53	43	109
Drama and Arts	4	10	64	30	108
Garden of Reflection	3	7	57	38	105
Additional Keep fit / Slimming	3	14	63	23	103
Community Internet Access	3	8	49	32	92
Young Parents Workshop	3	8	48	31	90
Multi-Cultural Events	3	9	32	23	67
Credit Union	0	6	18	19	43
TOTAL NUMBER OF VOTES *	75	277	1856	1411	3619

**A vote is defined as a returned questionnaire with a tick in the appropriate category box. A single return questionnaire can therefore register a number of votes.*

Appendix 'A'

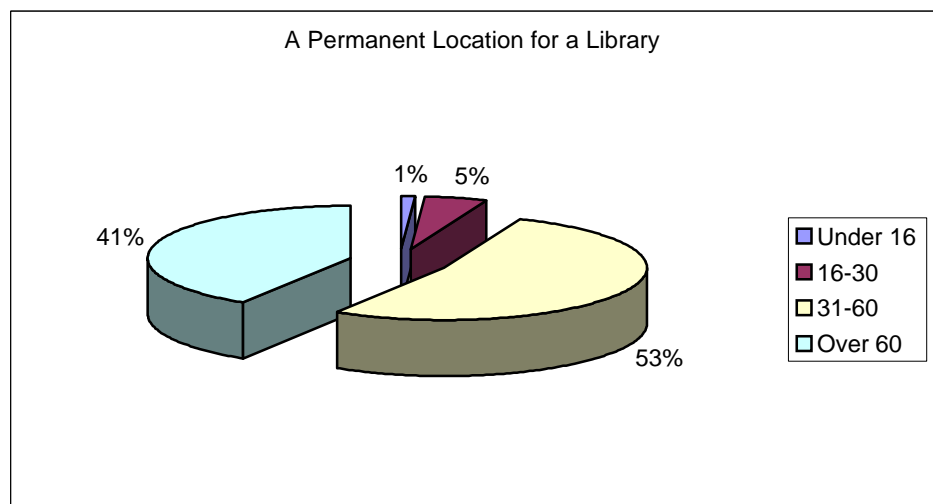
Hartshill Parish Questionnaire

Question 1 Results - breakdown by category

The following graphs show the percentage of votes for each category by age range for Question 1 of the questionnaire.

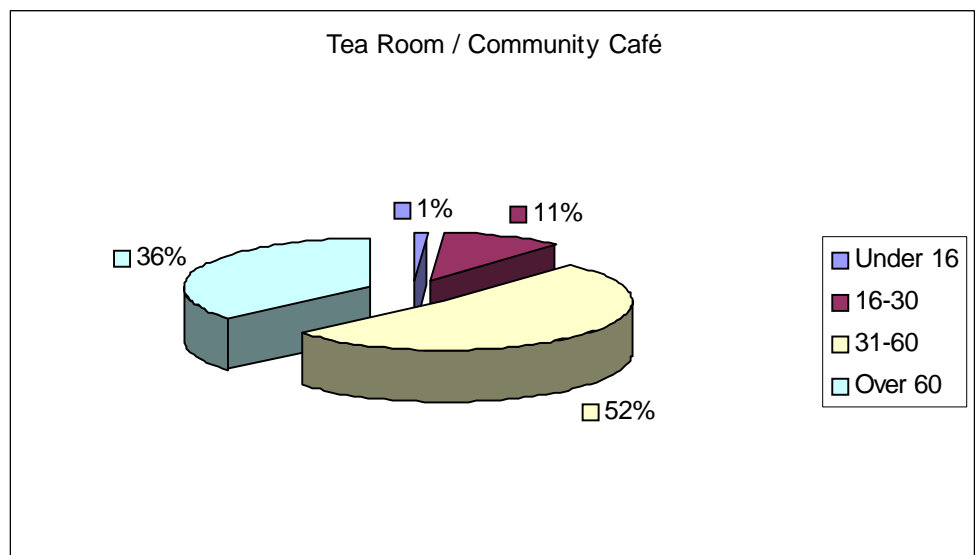
A permanent location for a library

The 266 votes for this category are shown in the following graph, broken down by age group and expressed as a percentage of the number of votes.



Tea room / Community café

The 161 votes for this category are shown in the following graph, broken down by age group and expressed as a percentage of the number of votes.

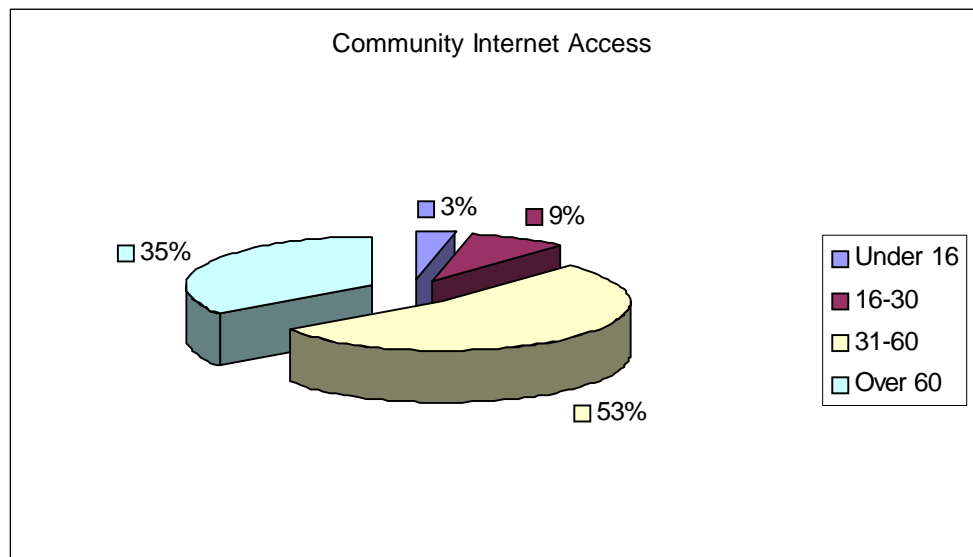


Appendix 'A'

Hartshill Parish Questionnaire

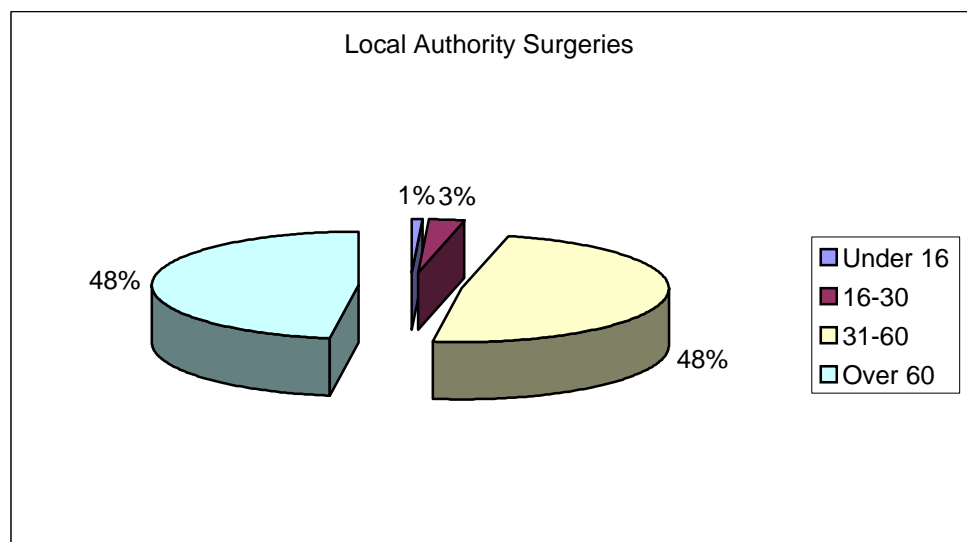
Community internet access

The 92 votes for this category are shown in the following graph, broken down by age group and expressed as a percentage of the number of votes.



Local Authority surgeries

The 134 votes for this category are shown in the following graph, broken down by age group and expressed as a percentage of the number of votes.

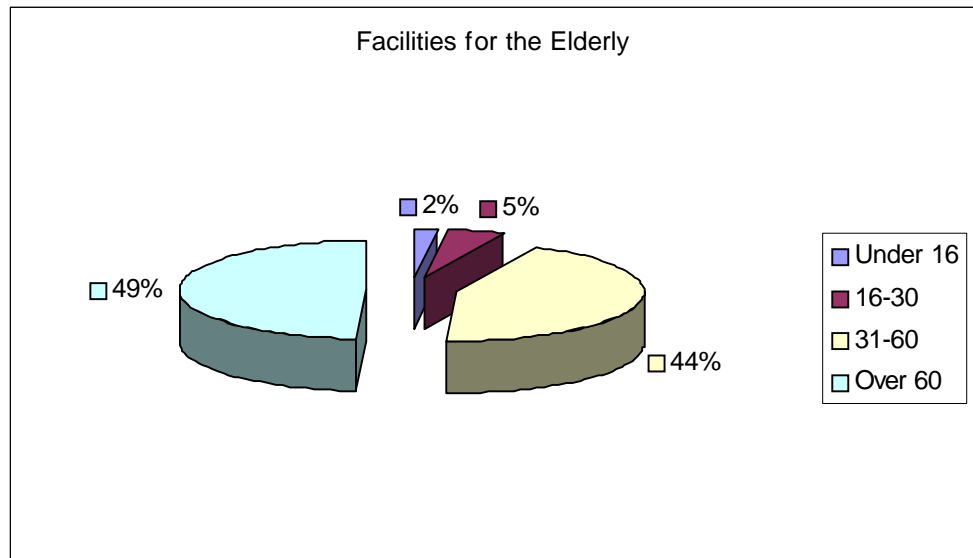


Appendix 'A'

Hartshill Parish Questionnaire

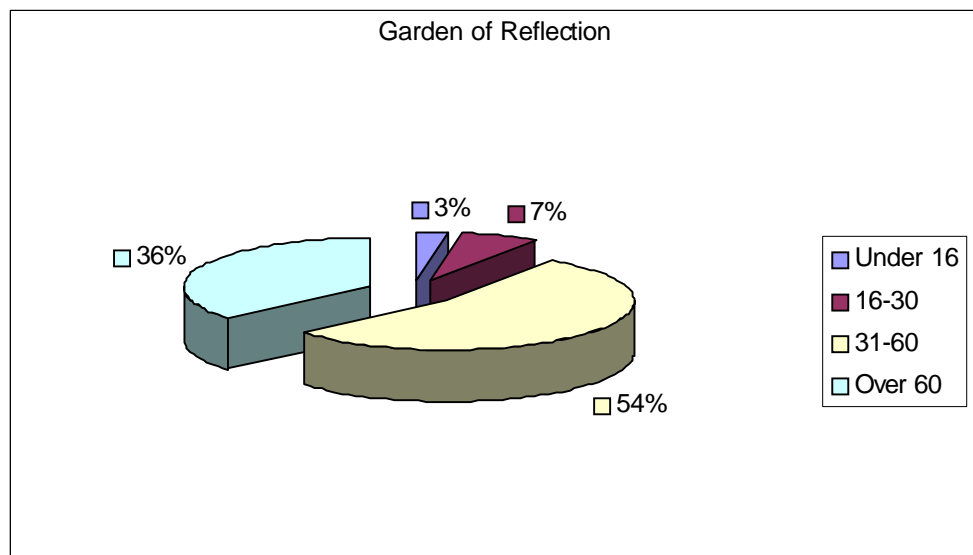
Facilities for the elderly

The 218 votes for this category are shown in the following graph, broken down by age group and expressed as a percentage of the number of votes.



Garden of reflection

The 105 votes for this category are shown in the following graph, broken down by age group and expressed as a percentage of the number of votes.

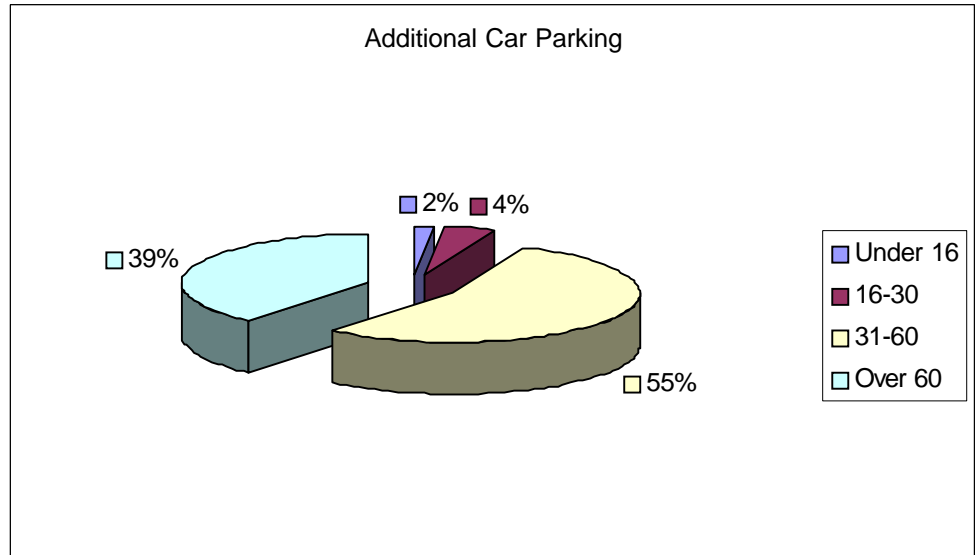


Appendix 'A'

Hartshill Parish Questionnaire

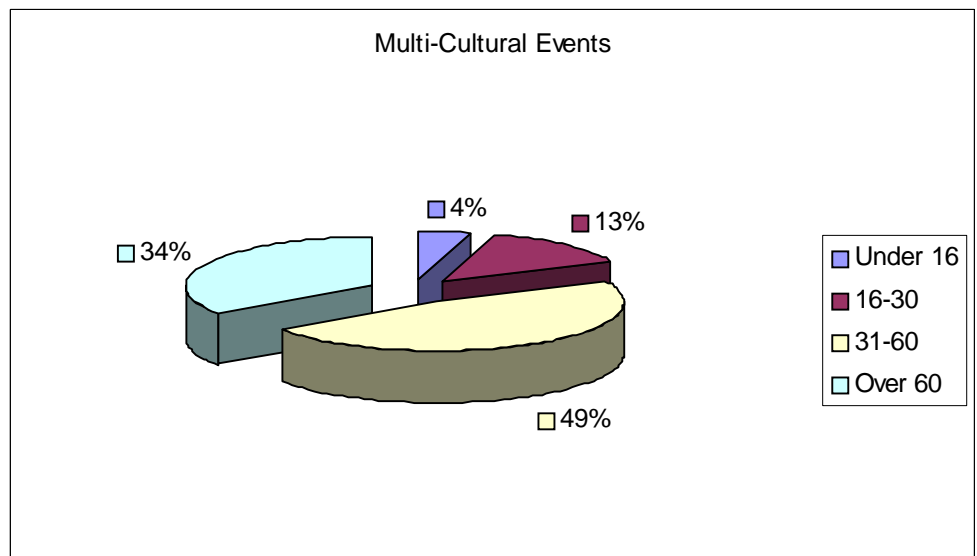
Additional car parking

The 182 votes for this category are shown in the following graph, broken down by age group and expressed as a percentage of the number of votes.



Multi-cultural events

The 67 votes for this category are shown in the following graph, broken down by age group and expressed as a percentage of the number of votes.

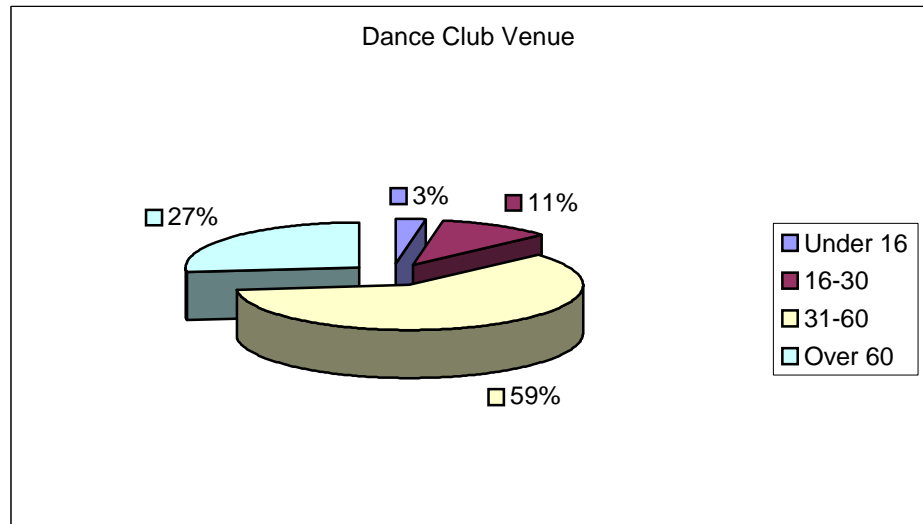


Appendix 'A'

Hartshill Parish Questionnaire

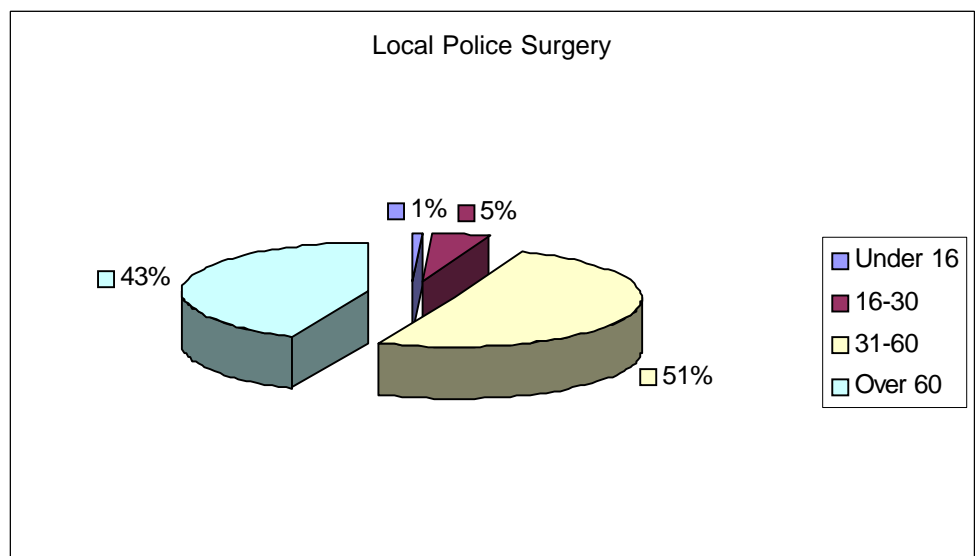
Dance club venue

The 112 votes for this category are shown in the following graph, broken down by age group and expressed as a percentage of the number of votes.



Local police surgeries

The 237 votes for this category are shown in the following graph, broken down by age group and expressed as a percentage of the number of votes.

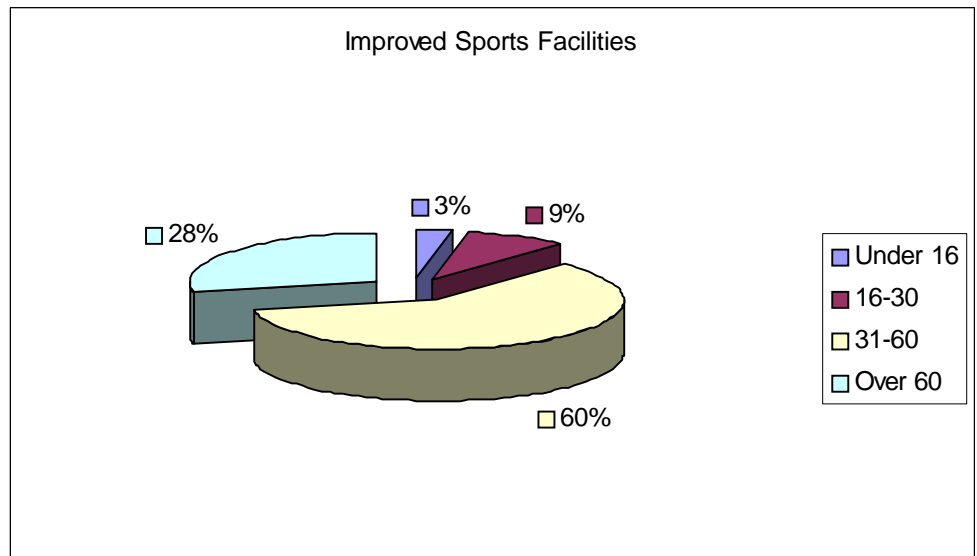


Appendix 'A'

Hartshill Parish Questionnaire

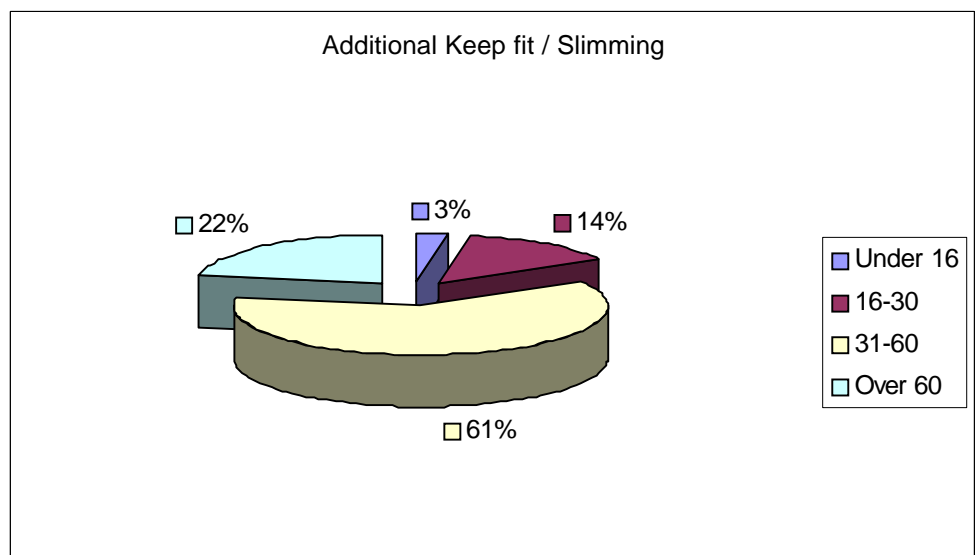
Improved sports facilities

The 191 votes for this category are shown in the following graph, broken down by age group and expressed as a percentage of the number of votes.



Additional keep-fit / slimming

The 103 votes for this category are shown in the following graph, broken down by age group and expressed as a percentage of the number of votes.

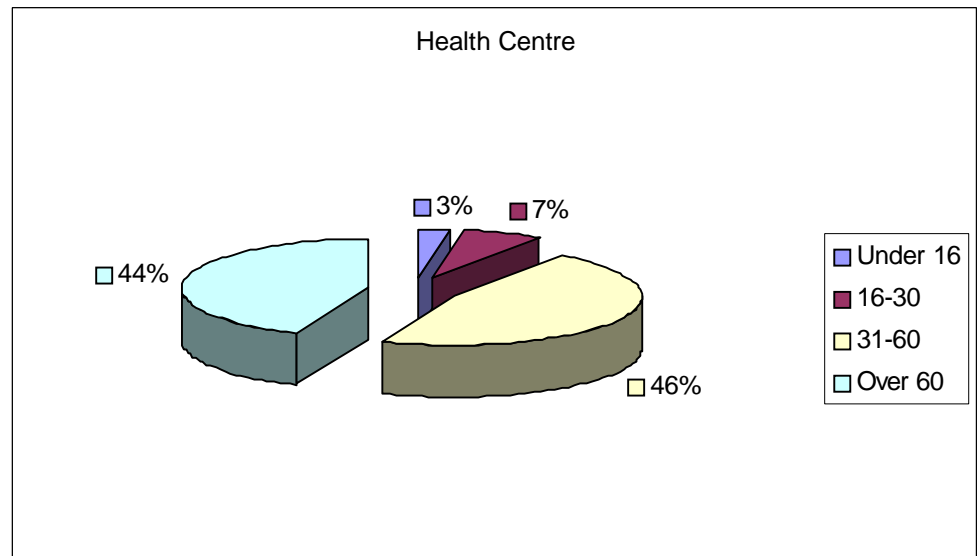


Appendix 'A'

Hartshill Parish Questionnaire

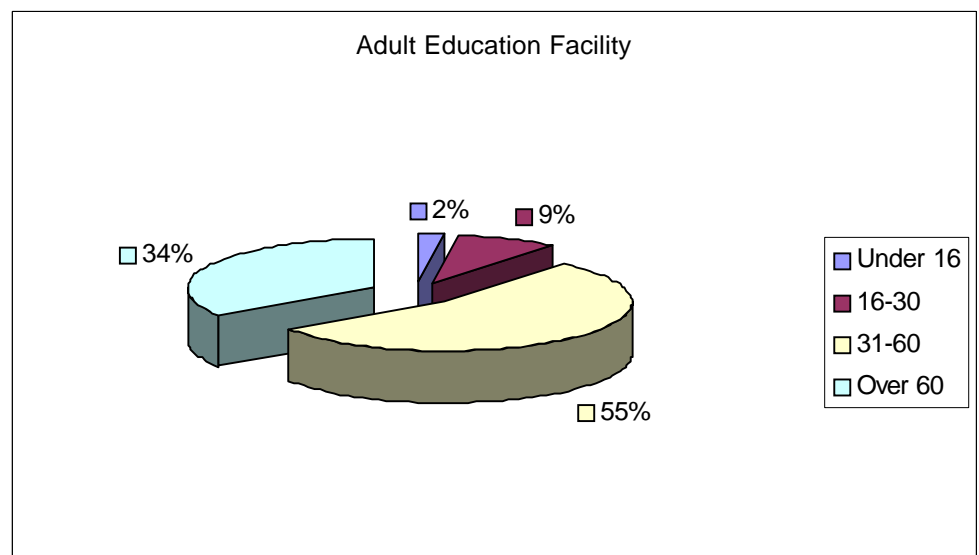
Health Centre

The 218 votes for this category are shown in the following graph, broken down by age group and expressed as a percentage of the number of votes.



Adult education facility

The 187 votes for this category are shown in the following graph, broken down by age group and expressed as a percentage of the number of votes.

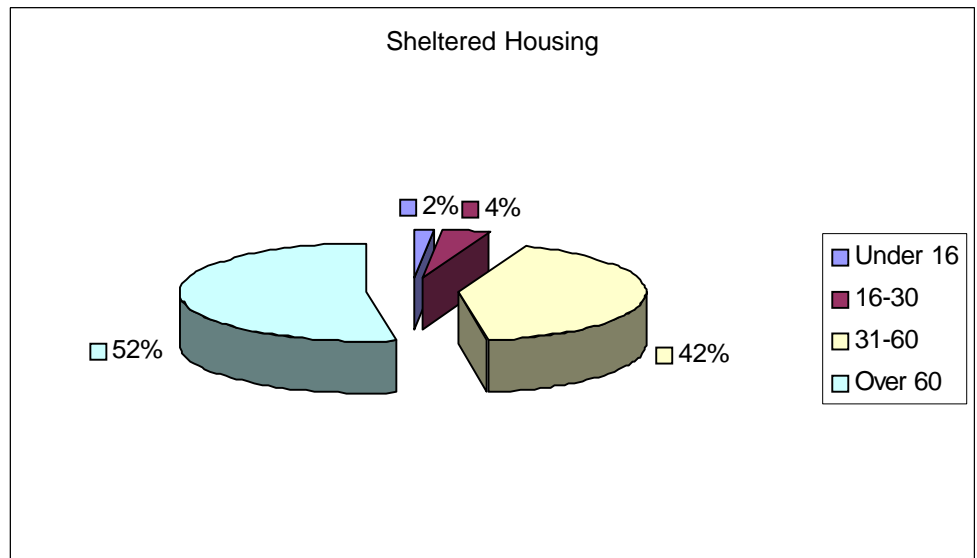


Appendix 'A'

Hartshill Parish Questionnaire

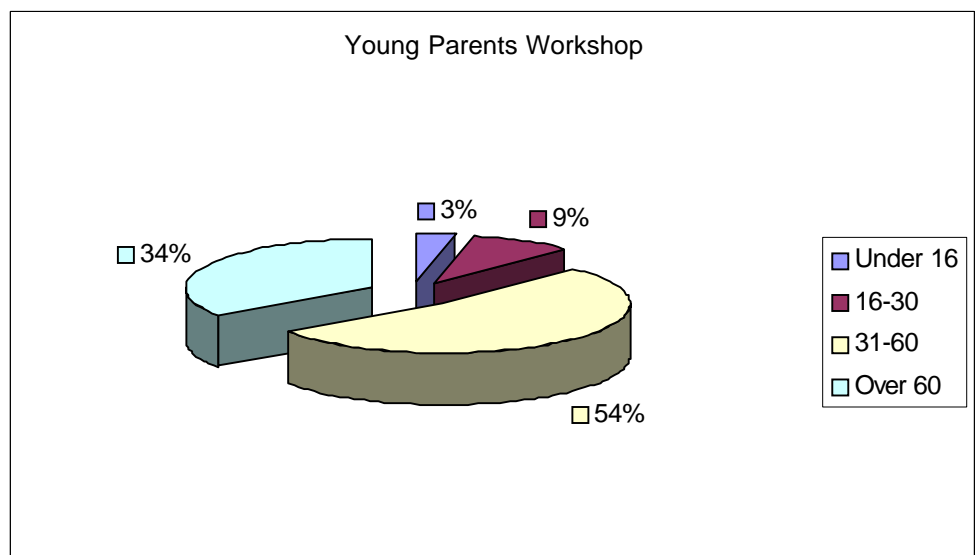
Sheltered housing

The 122 votes for this category are shown in the following graph, broken down by age group and expressed as a percentage of the number of votes.



Young parents workshop

The 90 votes for this category are shown in the following graph, broken down by age group and expressed as a percentage of the number of votes.

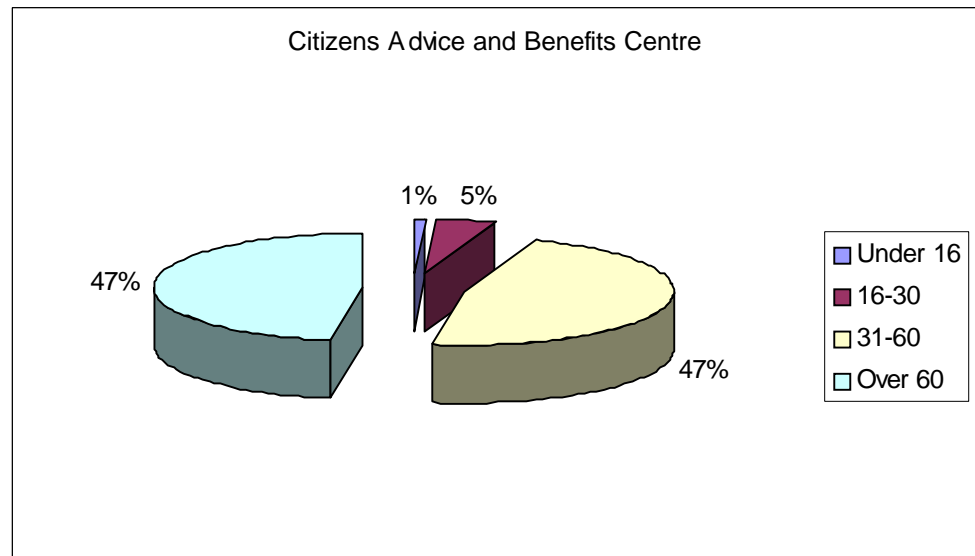


Appendix 'A'

Hartshill Parish Questionnaire

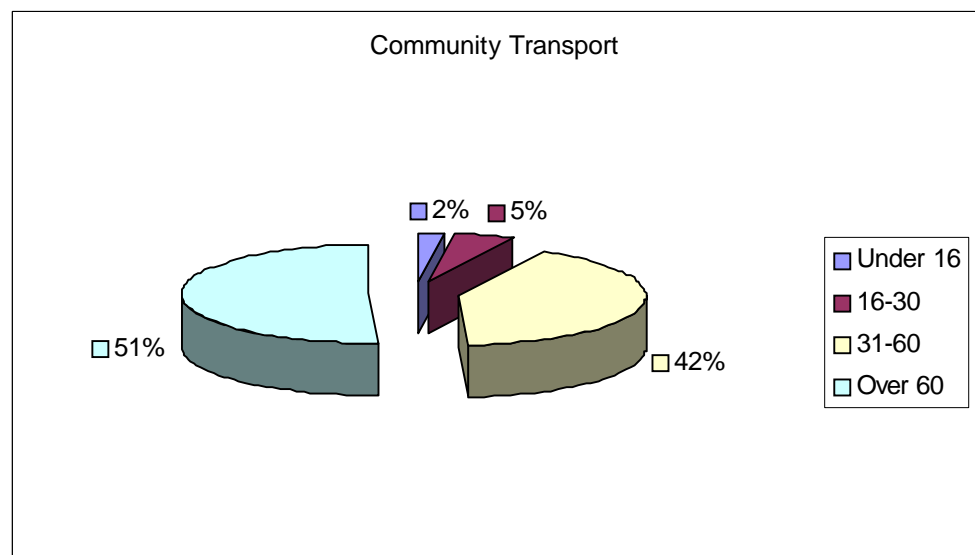
Citizens Advice and Benefits Centre

The 213 votes for this category are shown in the following graph, broken down by age group and expressed as a percentage of the number of votes.



Community transport

The 132 votes for this category are shown in the following graph, broken down by age group and expressed as a percentage of the number of votes.

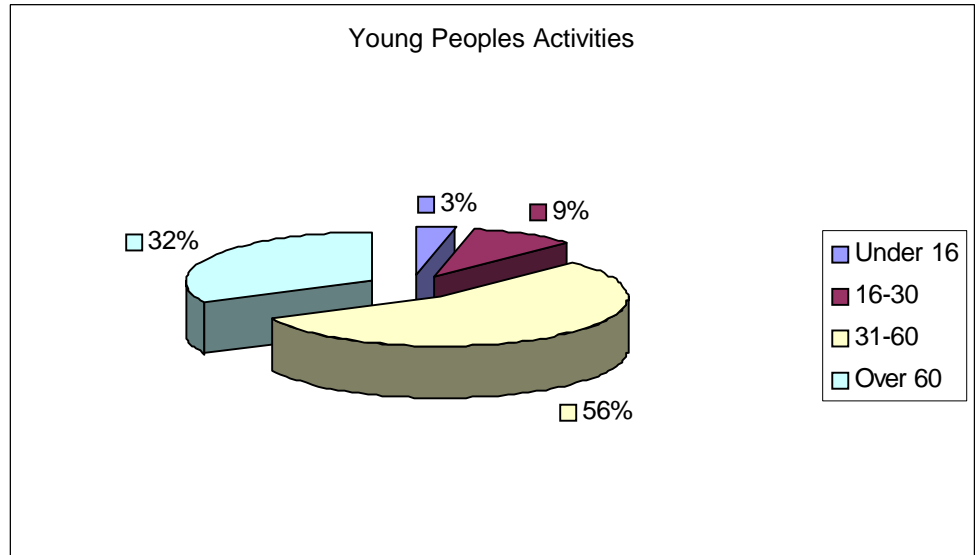


Appendix 'A'

Hartshill Parish Questionnaire

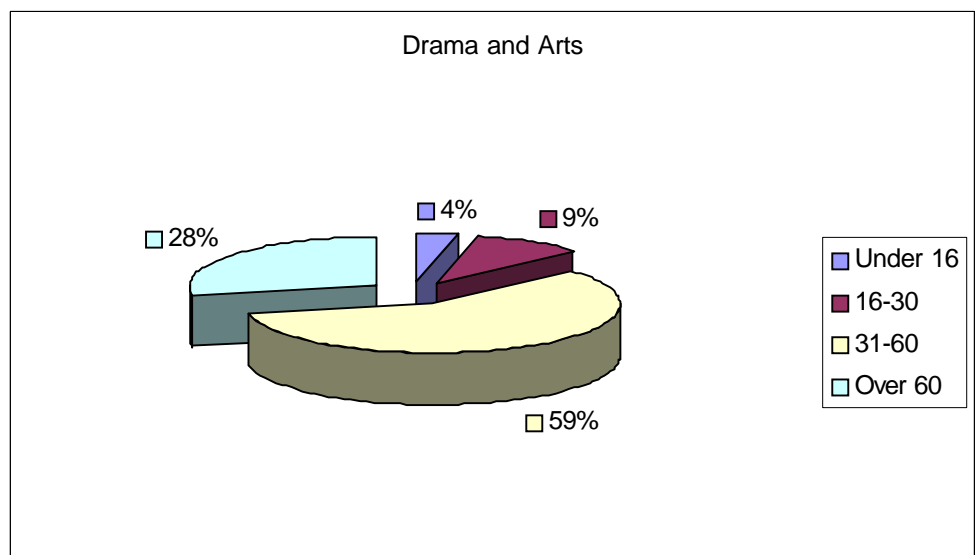
Young persons activities

The 246 votes for this category are shown in the following graph, broken down by age group and expressed as a percentage of the number of votes.



Drama and arts

The 108 votes for this category are shown in the following graph, broken down by age group and expressed as a percentage of the number of votes.

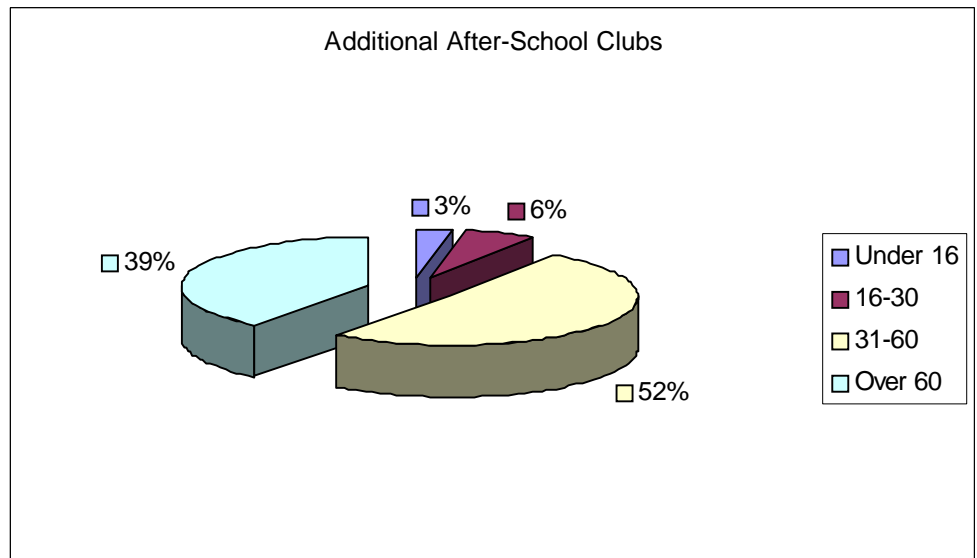


Appendix 'A'

Hartshill Parish Questionnaire

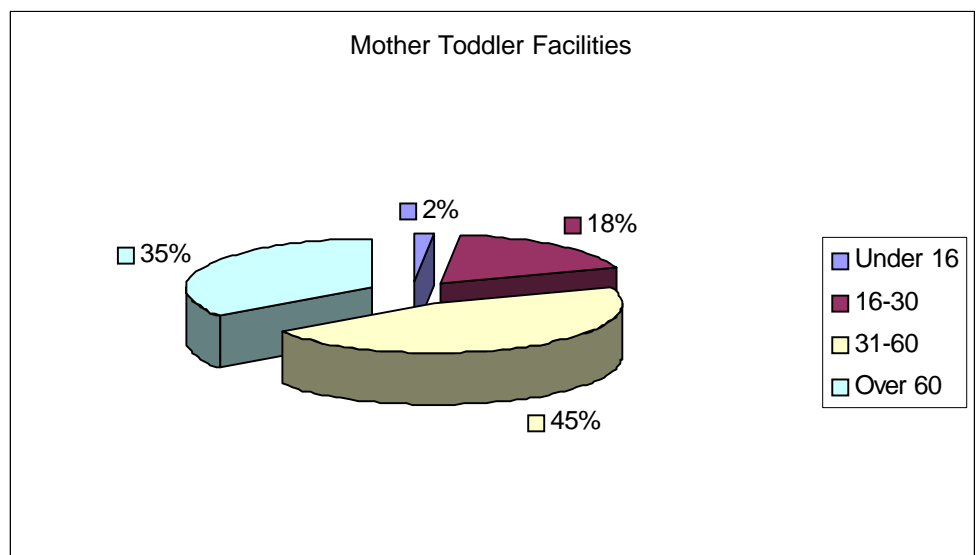
Additional After-School Clubs

The 165 votes for this category are shown in the following graph, broken down by age group and expressed as a percentage of the number of votes.



Mother toddler facilities

The 118 votes for this category are shown in the following graph, broken down by age group and expressed as a percentage of the number of votes.

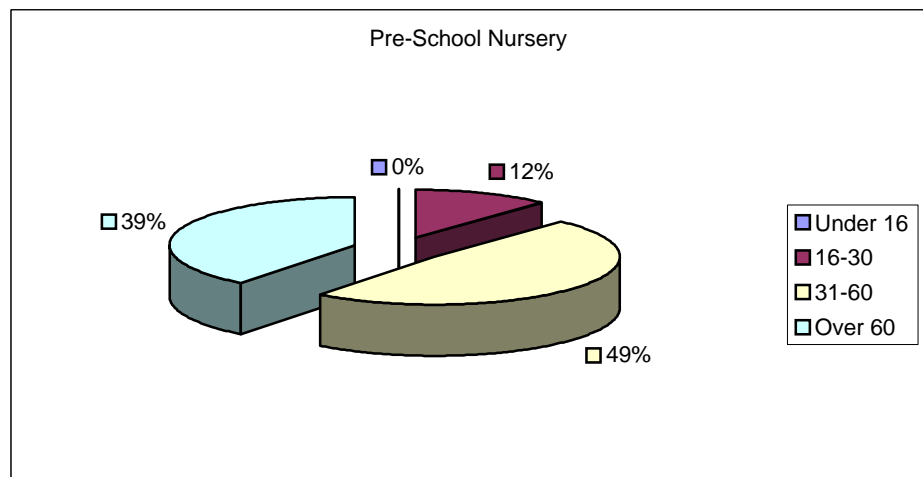


Appendix 'A'

Hartshill Parish Questionnaire

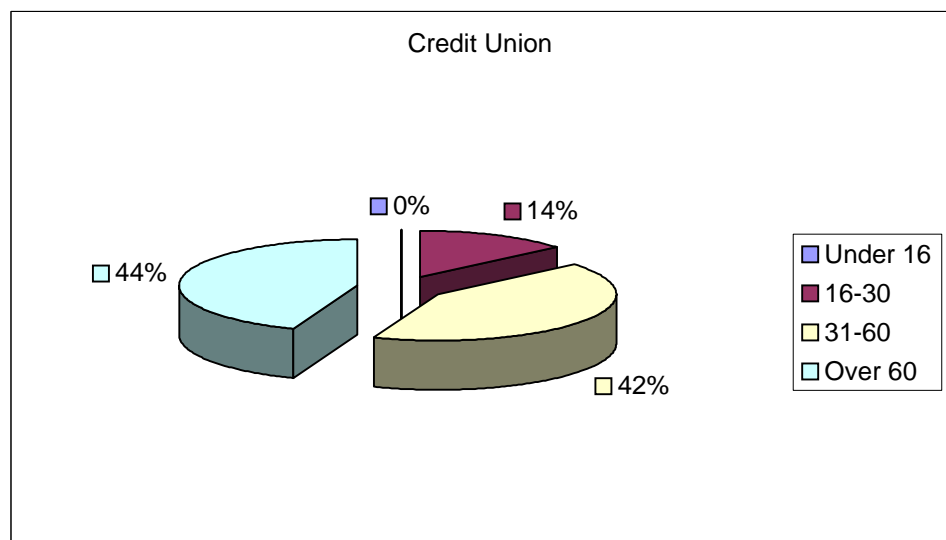
Pre-School Nursery

The 109 votes for this category are shown in the following graph, broken down by age group and expressed as a percentage of the number of votes.



Credit Union

The 43 votes for this category are shown in the following graph, broken down by age group and expressed as a percentage of the number of votes.



Appendix 'A'

Hartshill Parish Questionnaire

Would the village benefit from a Community Centre building?

Question 2 Results – Improving the quality of village life.

Referring to Question 2 of the questionnaire – “Do you have any other suggestions to improve the quality of village life?”

Out of the 407 questionnaires returned, the table below shows the correlated views of the village residents. Only a proportion of respondents expressed views on how to improve the quality of village life. From the individual responses, the table listed below shows the main themes. Not all responses appear on the table, as ‘one off’ themes have not been included to maintain the clarity of the report.

The overall results are shown in the following table, with an explanation of the individual categories in the subsequent sections.

Number of suggestions – all age groups

The following table shows the issues that Hartshill Village Residents felt most strongly about (arranged with highest number of votes first for each issue).

	Under 16	16-30	31-60	Over 60	TOTAL
Litter	1	2	31	17	51
Children hanging about street corners	1	8	20	11	40
Secure play area for children	4	5	16	3	28
Traffic Calming/Excessive Speed	0	2	15	5	22
More police presence	0	2	8	12	22
Disrupting/confrontation school children	0	0	7	6	13
On street parking causing driving hazards	0	0	7	3	10
Motorcycles using public areas as 'race tracks'	0	0	3	5	8
Dog Fouling	0	0	5	1	6
Neighbourhood Watch needed	0	0	3	0	3
Community Events (more required).	0	0	2	0	2
Pensioner Clubs	0	0	1	1	2
Pedestrian Crossings needed	0	0	1	0	1
TOTAL	6	19	119	64	208

Appendix 'A'

Hartshill Parish Questionnaire

Traffic calming / excessive speed

Comments received in this category were very passionate. This issue is not localised to any particular area of Hartshill but to all the major approaches into the village. Particular comments indicated that excessive speed in areas where parked cars were present seemed to present the biggest danger.

Victoria Road, School Hill and Castle Road were the areas that residents felt most in danger. A suggestion was made by one resident, of making Victoria Road and School Hill one way roads to aide traffic flow and reduce danger to pedestrians.

Litter

There was a strong theme of residents feeling that litter blighted the village. The most common areas for comment were on the existing play areas (e.g. bottom of Victoria Road), the local chip shops and the route used by school children that frequent these shops at lunchtimes. There was a general feeling that school children were responsible for a significant proportion of the litter in these areas.

Motorcycles using public areas as race tracks

Once again this was an area, which resulted in passionate comment. Some areas of waste ground and even existing areas designated as play areas for children were used for young people to ride motorcycles on in a manner by which residents felt either threatened or in danger.

There were also comments concerning young people riding motorcycles on public roads without the necessary (and legal) safety equipment, such as helmets.

Dog fouling

Dog fouling relates to canine excreta being left in public places where people walk, rather than being disposed of in the appropriate manner by their owners. Comments indicated there might be a lack of the red-dog waste disposal bins in the village.

Pedestrian crossings

There was feeling that there were inadequate pedestrian crossings in the village. Residents felt that such crossings would be beneficial in areas around schools of Hartshill as the level of parked cars and decreased visibility of through traffic made crossing roads hazardous.

Secure play area for children

While residents generally acknowledged there were designated play areas for children, these are generally felt to be in either poor condition or dangerous. This is due to either the standard of maintenance on the play equipment or the level of hazardous waste in these areas, such as broken glass.

There was a general feeling that a secured and safe area for children to play needs to be provided. Suggestions included having a secure locked perimeter with the key held by only a few trusted individuals.

Appendix 'A'

Hartshill Parish Questionnaire

Children hanging around on street corners

One of the most common comments concerned children hanging around on street corners and generally loitering around. Comments received from the more elderly residents indicated they felt intimidated by such groups.

Not all the comments were negative. There was a significant proportion of residents who recognised there was little in terms of activities for young people within the village and suggested ways in which this could be addressed. Suggestions included a youth club and use of the community centre.

More Police presence

Residents also suggested a more visible Police presence within the village. It was felt this could reduce the amount of loitering at night, potentially reduce petty crime and give the village a safer feel.

Disruptive / confrontational school children

This issue relates to the perceived behaviour and attitude of some school children at break times being confrontational and disrespectful to residents. The 31-60 and over 60 age groups within the survey made all of these comments. Comment was also made about how some residents felt threatened and intimidated by these school children.

On street parking causing driving hazards

This issue relates to the amount of parked cars that cause hazards for either other road users or pedestrians. Specific comments related to parking around school entrances (e.g. Victoria Road) where there perceived to be inconsiderate parking by parents either dropping off or collecting their children.

Double parking was cited as an issue, leaving room for just a single lane of traffic to pass, or cars being parked in the pavement, preventing access by disabled people or residents with buggies/prams.

Community events (more required)

This was felt by residents as a good way to promote community spirit within the village. Street parties during the jubilee were felt to be a great success, but there have been few such events since.

Pensioner club

It was suggested that a pensioner club be established in the village, as maybe part of the community centre project.

Neighbourhood watch

Comments were received suggesting the establishment of formal neighbourhood watch schemes, perhaps in partnership with the local Police.

Appendix 'A'

Hartshill Parish Questionnaire

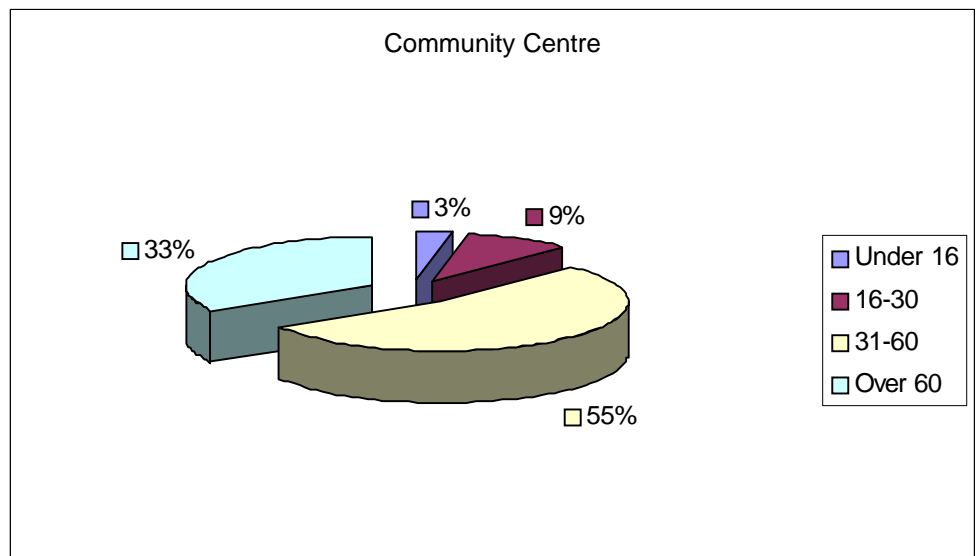
Question 3 Results – Community Centre

Referring to Question 3 of the questionnaire – *“Do you think the village would benefit from a Community Centre Building? (Yes or No)”*

Out of the 407 questionnaires returned, the table below shows the number of votes Yes and No in terms of total votes and a total for each age group.

	Under 16	16-30	31-60	Over 60	TOTAL (within age group)
Community Centre	9	28	163	100	300

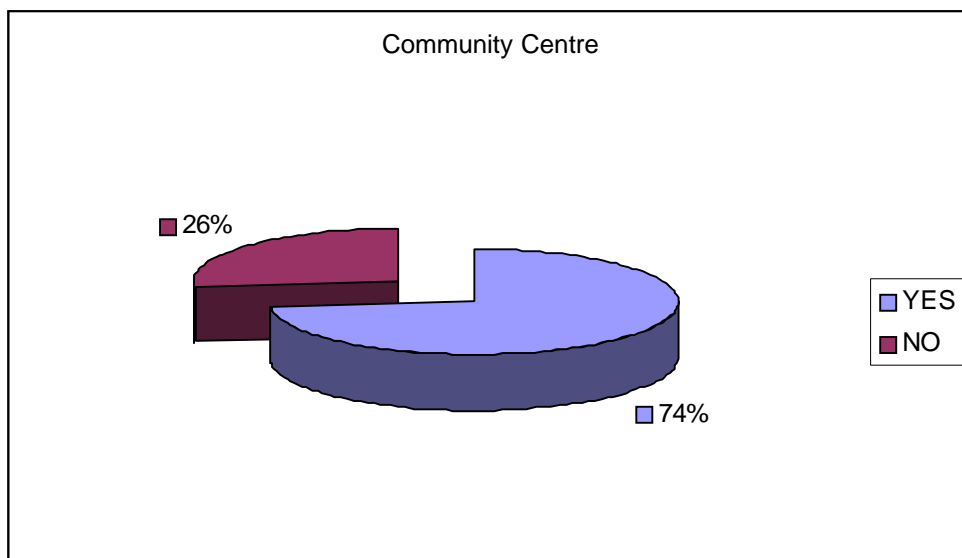
The 300 YES votes for the Community Centre are shown in the following graph, broken down by age group and expressed as a percentage of the number of votes.



Appendix 'A'

Hartshill Parish Questionnaire

The following graph depicts the percentage in favour/not in favour of the Community Centre.



Appendix 'A'

Hartshill Parish Questionnaire

Conclusions

Out of 3000 questionnaires, which were sent to the Hartshill Village residents, 407 completed questionnaires were returned. This represents a return rate of nearly 14%; this figure is somewhat higher than return rates for some local government elections. The residents of Hartshill Village need to be thanked for their participation in the questionnaire.

Residents over the age of 30 returned almost 90% of the returned questionnaires. One must question if the results of this questionnaire are truly representative of the Hartshill Village community. One reason for this maybe the questionnaires were distributed to households rather than individuals and hence were returned with just one age group indicated.

Throughout the voting of the questionnaire, responses were in approximate proportion to the number of residents in each age range. This indicates a relatively consistent opinion of the residents. Exceptions to this are in the areas of keep fit and sporting facilities, which attracted a larger proportion of votes from the younger elements of the village.

There are clear favourites in terms of services, which the Hartshill Village residents would like to see developed. In a similar way, there were clear ideas regarding how residents would like to improve the quality of village life. Both of these areas are detailed in the following sections.

Village services to be developed

Using a threshold of over 200 votes in a particular category, throughout all age ranges, the services, which Hartshill Village residents would like developed, are;

- q A Permanent location for a Library
- q Young Peoples activities
- q Local Police Surgery
- q Facilities for the Elderly
- q Health Centre
- q Citizens Advice and Benefits Centre

Appendix 'A'

Hartshill Parish Questionnaire

Community Centre

There is a clear majority of Hartshill residents who think the village would benefit from a Community Centre building.

In terms of number of votes cast (for *all* categories), this is the most popular service, which village residents would like to see developed.

The Community Centre could act as a '*central hub*' for the village where the most popular services could be based.

As such, it is reasonable to conclude that the Community Centre would be the most important development/service for the Hartshill Village Community.

Improving the quality of village life

Using a threshold of over 20 votes in a particular category, throughout all age ranges, the residents of Hartshill Village suggested the quality of village life could be improved by addressing the following issues;

- cj Litter
- cj Children hanging around on street corners
- cj Secure play area for Children
- cj Traffic Calming / Excessive Speed
- cj More Police presence

It was evident from the Hartshill Village resident's comments that they felt the above issues were all related to fear, intimidation or lack of respect for the Village.

Fear was most evident with issues relating to Excessive Traffic Speed in areas where there are quite a number of double-parked cars (e.g. Castle Road, Victoria Road and School Hill) making simple tasks such as crossing the road fraught with danger. There were also comments relating to a small minority of car drivers who regularly speed through built up areas.

Intimidation was an expression voiced by residents who had experienced confrontation with either groups of school children during break times while they were outside the school grounds and in the streets, or from groups of youngsters hanging around street corners, particularly in the evening and in to the night. Comments were voiced by residents who felt very intimidated by the sometimes large groups loitering around run down children's play area just off the bottom of Victoria Road at the rear of the unmade car park. Almost all of the residents who raised such comments also commented that they would feel a lot safer with more Police presence in the area, particularly visible presence, with suggestions of more Police officers on the beat being a popular comment.

Appendix 'A'

Hartshill Parish Questionnaire

The final issue relates to disrespect for the Village and property in general. The amount of litter was by far the most popular comment, with numerous mentions of fish and chip wrappers being discarded in a selfish manner by school children on their lunchtime break. There was the general comment that the worst areas for litter are the more popular areas for younger people to congregate in the evening, with the run down children's play area at the bottom end of Victoria Road being singled out for particular notice.

Also disrespect was also felt to be shown for some children's play areas where motorcycles were noted to be driven around that made the whole area unpleasant to be in and dangerous at the times when the motorcyclists were in the area. This was generally felt to discourage people from using the area for its designated purpose and made parents feel unwilling to encourage their children to play there.

Appendix 'B'
Hartshill School Questionnaire

Appendix 'B', Hartshill School Questionnaire



Hartshill
Community Project

“Helping to put the  into Hartshill”

Hartshill School
Questionnaire Results

Report: Helping to put the heart into Hartshill
Document Ref.: JA0002
Author: Anne Studd
Revision: 1.0
Date: 1st November 2004

Produced By: <i>J & A</i> <i>Statistical</i> <i>Consulting</i>

Appendix 'B'

Hartshill School Questionnaire

The questions asked

The following questions were asked in the questionnaire:

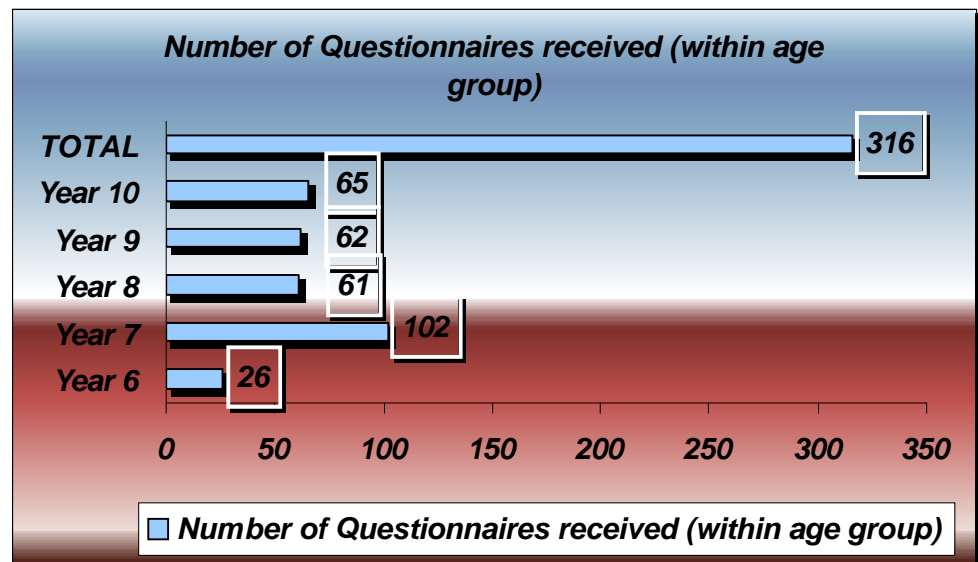
1. Some excellent activities already exist in our village, please indicate which services you would like to see developed: (There is no limit to the number of facilities which may be indicated):
 - i. A Permanent Location for a Library
 - ii. Tea Room / Community Café
 - iii. Community Internet Access
 - iv. Local Authority Surgeries
 - v. Facilities for the Elderly
 - vi. Garden of Reflection
 - vii. Additional Car Parking
 - viii. Multi-Cultural Events
 - ix. Dance Club Venue
 - x. Local Policy Surgery
 - xi. Improved Sports Facilities
 - xii. Additional Keep Fit / Slimming
 - xiii. Health Centre
 - xiv. Adult Education Facility
 - xv. Sheltered Housing
 - xvi. Young Parents Workshop
 - xvii. Citizens Advice and Benefits Centre
 - xviii. Community Transport
 - xix. Young Peoples Activities
 - xx. Drama & Arts
 - xxi. Additional After-School Clubs
 - xxii. Mother & Toddler Facilities
 - xxiii. Pre-School Nursery
 - xxiv. Credit Union
2. Do you have any other suggestions to improve the quality of village life?
3. Do you think the village would benefit from a Community Centre Building? (Yes or No)
4. Please write the year you are in at school:

Appendix 'B'

Hartshill School Questionnaire

Overall return rate of questionnaires for Years 6, 7, 8, 9 and 10.

Number of questionnaires returned (within age group):



Year 7 returned the largest number of questionnaires. There were a greater number of returns than 316, but some were either returned blank or defaced. Only correctly filled in questionnaires are included in the final results.

Appendix 'B'

Hartshill School Questionnaire

Number of overall results/votes – Question 1

Referring to Question 1 of the questionnaire – “Some excellent activities already exist in our village, please indicate which services you would like to see developed: (There is no limit to the number of facilities which may be indicated)”

Out of the all the valid questionnaires returned, the table below shows the number of votes for each category both in terms of total votes and a total for each age group, (arranged with the highest number of votes first).

	Year 6	Year 7	Year 8	Year 9	Year 10	TOTAL
Young Peoples Activities	19	68	40	41	39	207
Improved Sports Facilities	19	64	39	38	32	192
Community Internet Access	14	52	36	32	24	158
Additional Keep fit / Slimming	11	49	37	24	29	150
Drama and Arts	20	44	36	21	18	139
Additional After-School Clubs	16	55	30	14	21	136
Health Centre	15	40	33	17	24	129
Tea Room / Community Café	11	46	30	16	23	126
Dance Club Venue	14	41	33	18	11	117
Community Transport	13	35	26	13	13	100
Pre-School Nursery	9	28	25	15	10	87
Facilities for the Elderly	11	31	25	6	13	86
Sheltered Housing	7	39	18	8	14	86
Additional Car Parking	9	32	25	9	7	82
Mother Toddler Facilities	9	29	21	13	10	82
Garden of Reflection	10	32	21	9	7	79
Young Parents Workshop	10	30	22	6	8	76
Multi-Cultural Events	8	34	18	7	8	75
A Permanent Location for a Library	9	37	17	4	7	74
Adult Education Facility	9	30	15	2	9	65
Local Police Surgeries	6	21	12	3	5	47
Citizens Advice and Benefits Centre	6	19	12	6	3	46
Local Authority Surgeries	8	19	10	1	4	42
Credit Union	4	16	15	5	1	41
TOTAL NUMBER OF VOTES	267	891	596	328	340	2422

**A vote is defined as a returned questionnaire with a tick in the appropriate category box. A single return questionnaire can therefore register a number of votes.*

There is a different voting pattern between the years at school. Years 9 and 10 were very considered in their voting, choosing a small number of services per person, while years 6, 7 and 8 were more wide ranging in their voting patterns and had a greater number of votes per person.

Appendix 'B'

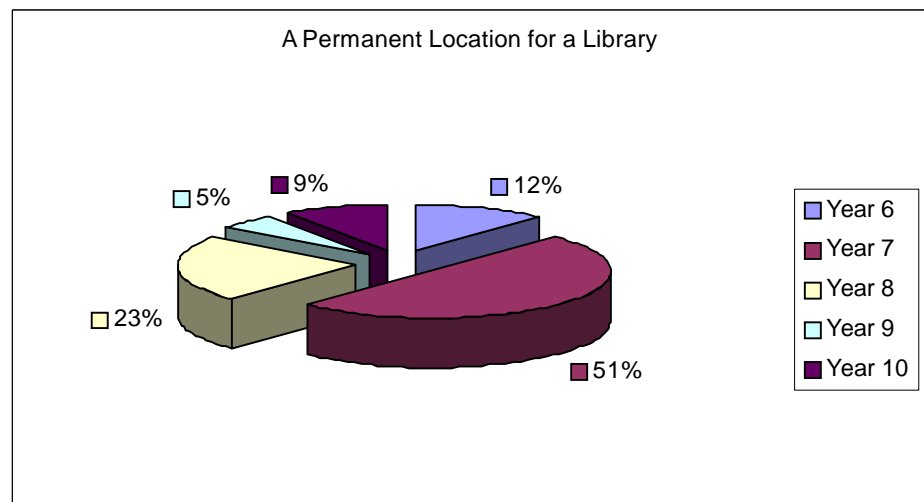
Hartshill School Questionnaire

Question 1 Results - breakdown by category

The following graphs show the percentage of votes for each category by age range for Question 1 of the questionnaire.

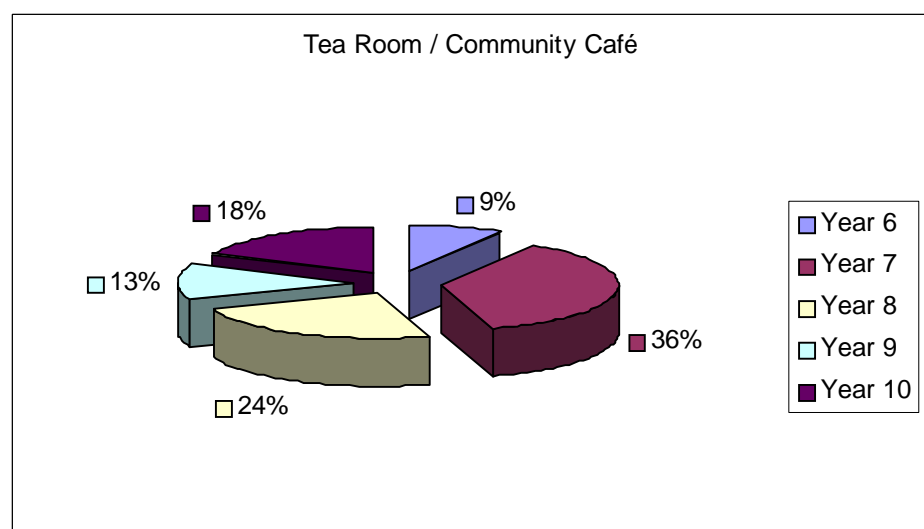
A permanent location for a library

The 74 votes for this category are shown in the following graph, broken down by age group and expressed as a percentage of the number of votes.



Tea room / Community café

The 126 votes for this category are shown in the following graph, broken down by age group and expressed as a percentage of the number of votes.

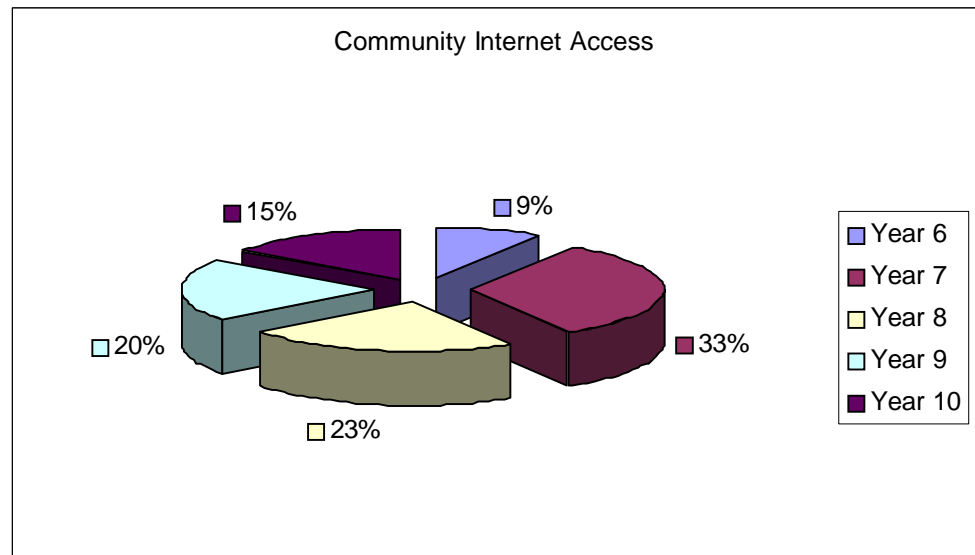


Appendix 'B'

Hartshill School Questionnaire

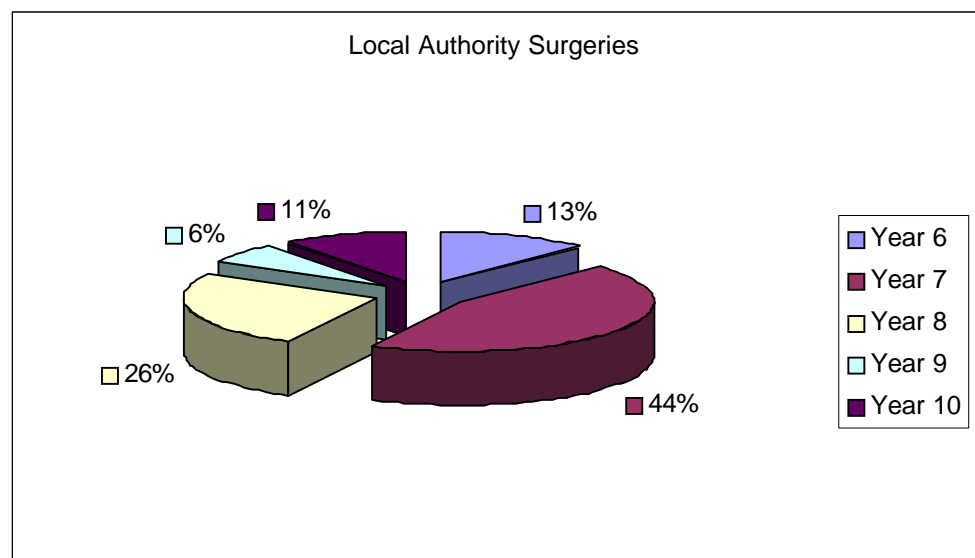
Community internet access

The 158 votes for this category are shown in the following graph, broken down by age group and expressed as a percentage of the number of votes.



Local Authority surgeries

The 47 votes for this category are shown in the following graph, broken down by age group and expressed as a percentage of the number of votes.

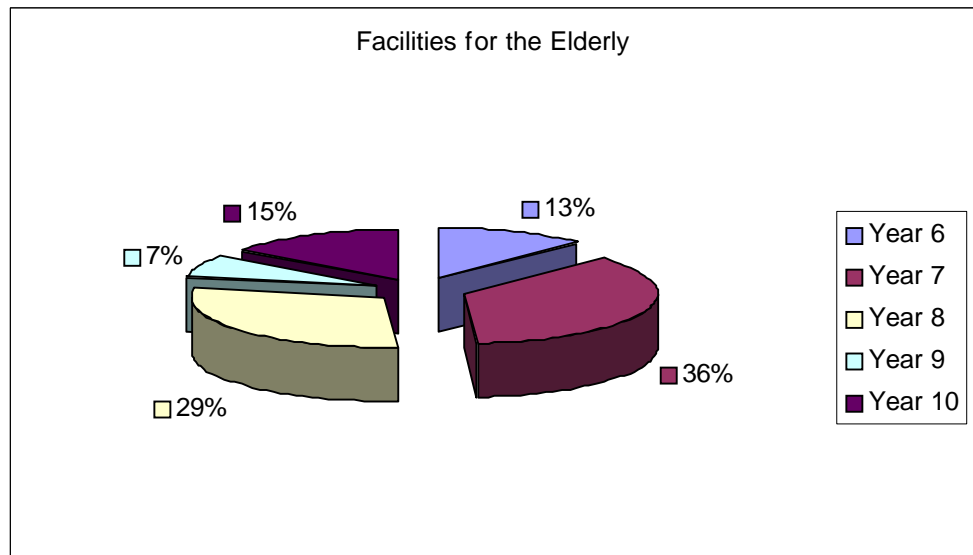


Appendix 'B'

Hartshill School Questionnaire

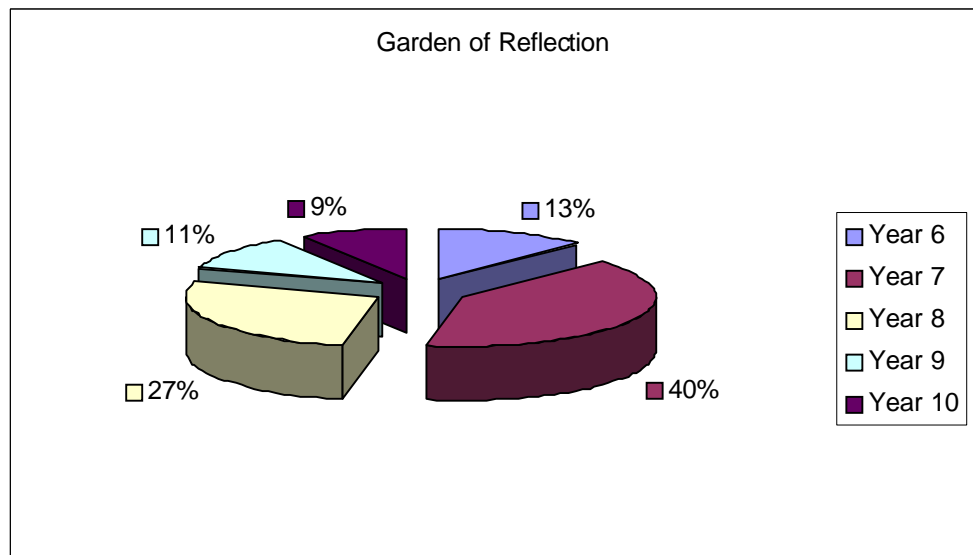
Facilities for the elderly

The 86 votes for this category are shown in the following graph, broken down by age group and expressed as a percentage of the number of votes.



Garden of reflection

The 79 votes for this category are shown in the following graph, broken down by age group and expressed as a percentage of the number of votes.

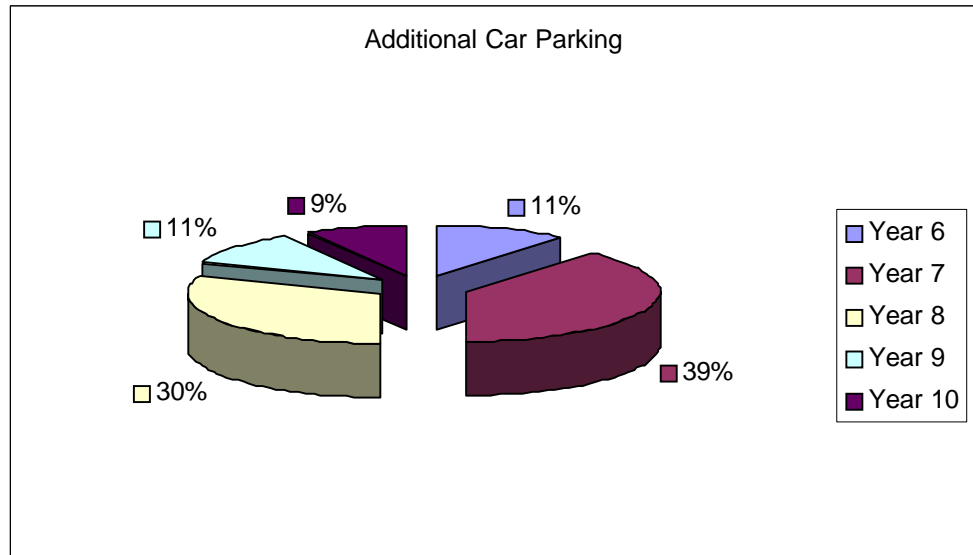


Appendix 'B'

Hartshill School Questionnaire

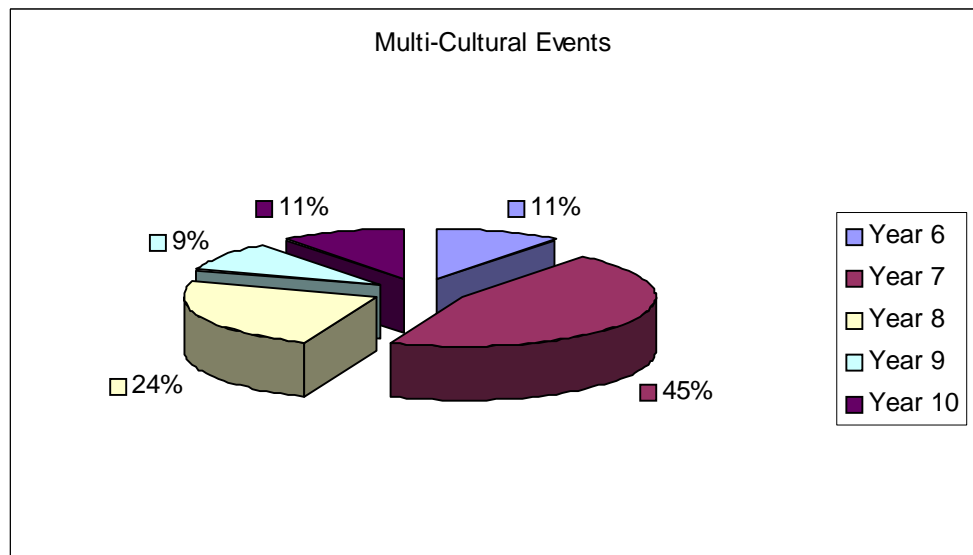
Additional car parking

The 82 votes for this category are shown in the following graph, broken down by age group and expressed as a percentage of the number of votes.



Multi-cultural events

The 75 votes for this category are shown in the following graph, broken down by age group and expressed as a percentage of the number of votes.

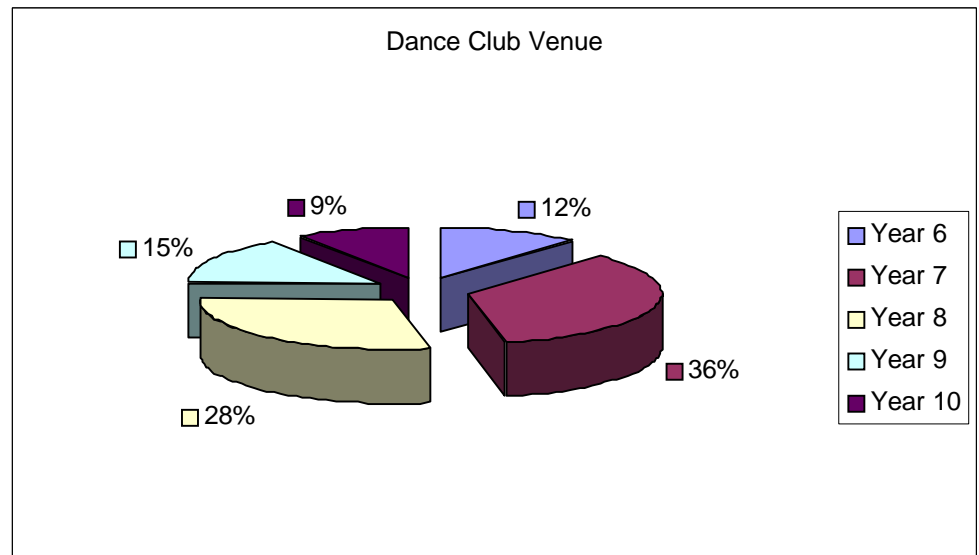


Appendix 'B'

Hartshill School Questionnaire

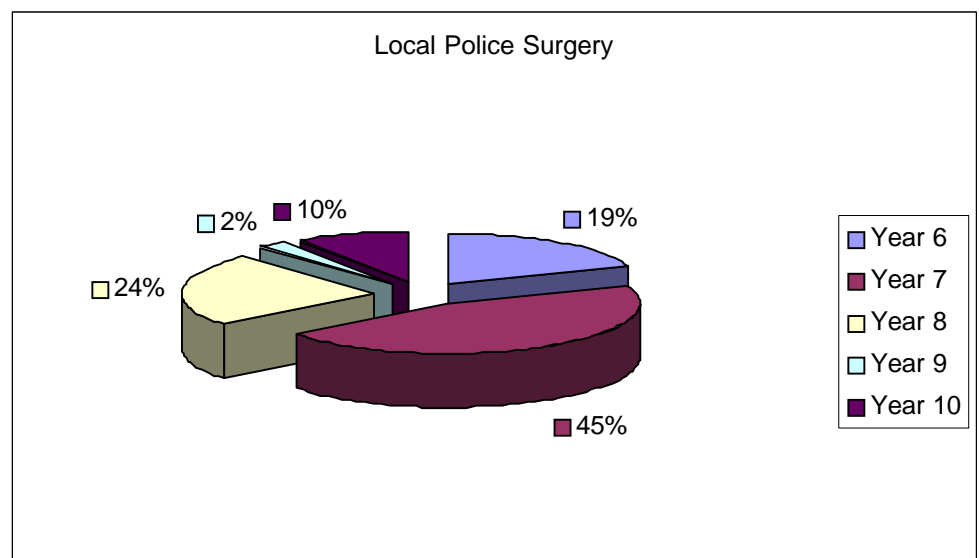
Dance club venue

The 117 votes for this category are shown in the following graph, broken down by age group and expressed as a percentage of the number of votes.



Local police surgeries

The 42 votes for this category are shown in the following graph, broken down by age group and expressed as a percentage of the number of votes.

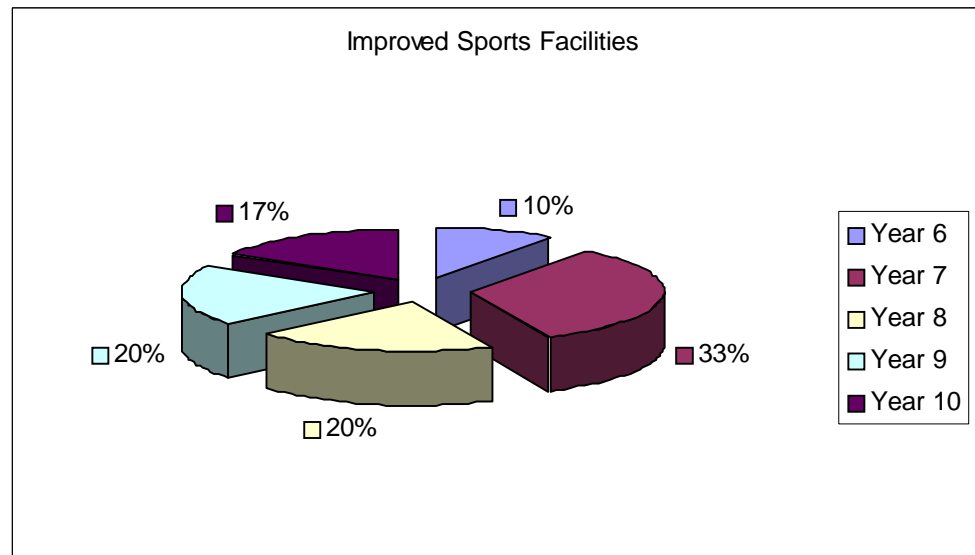


Appendix 'B'

Hartshill School Questionnaire

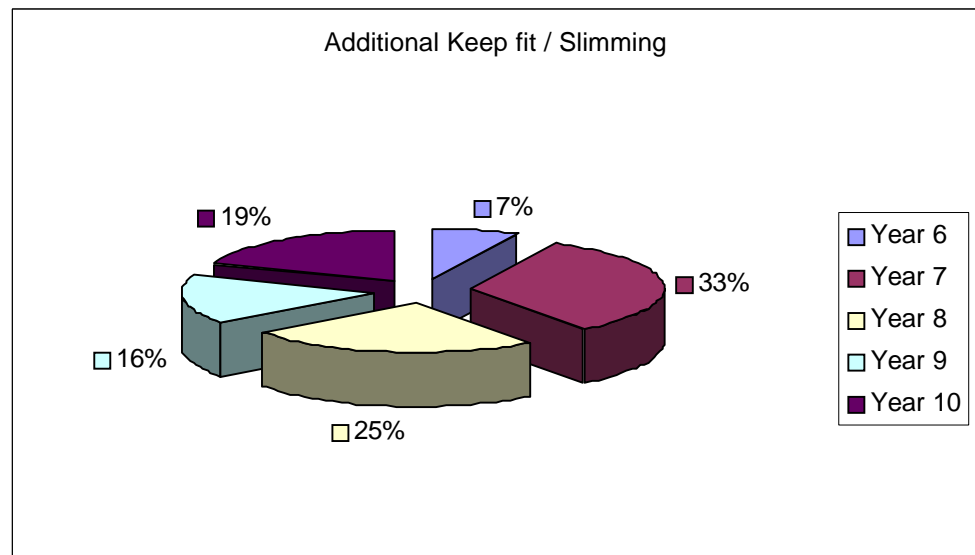
Improved sports facilities

The 192 votes for this category are shown in the following graph, broken down by age group and expressed as a percentage of the number of votes.



Additional keep-fit / slimming

The 150 votes for this category are shown in the following graph, broken down by age group and expressed as a percentage of the number of votes.

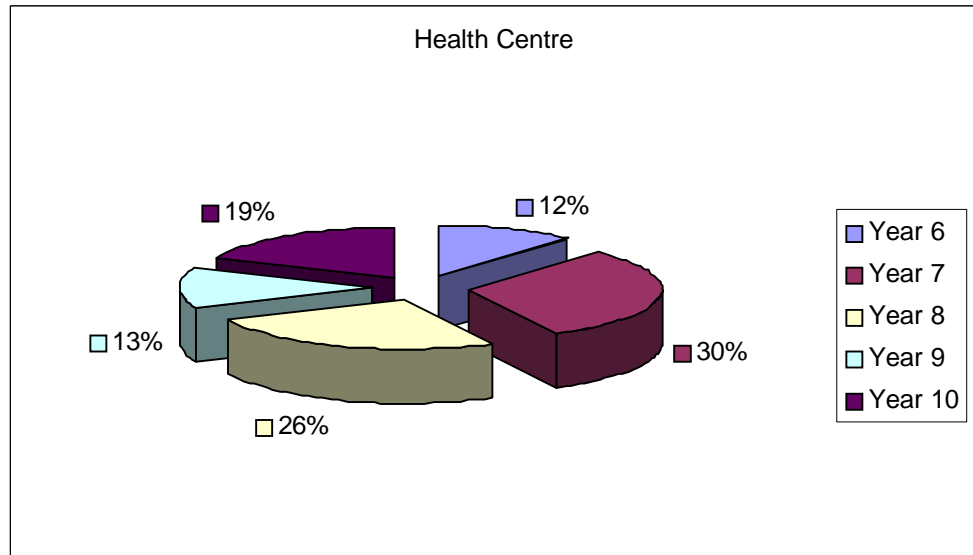


Appendix 'B'

Hartshill School Questionnaire

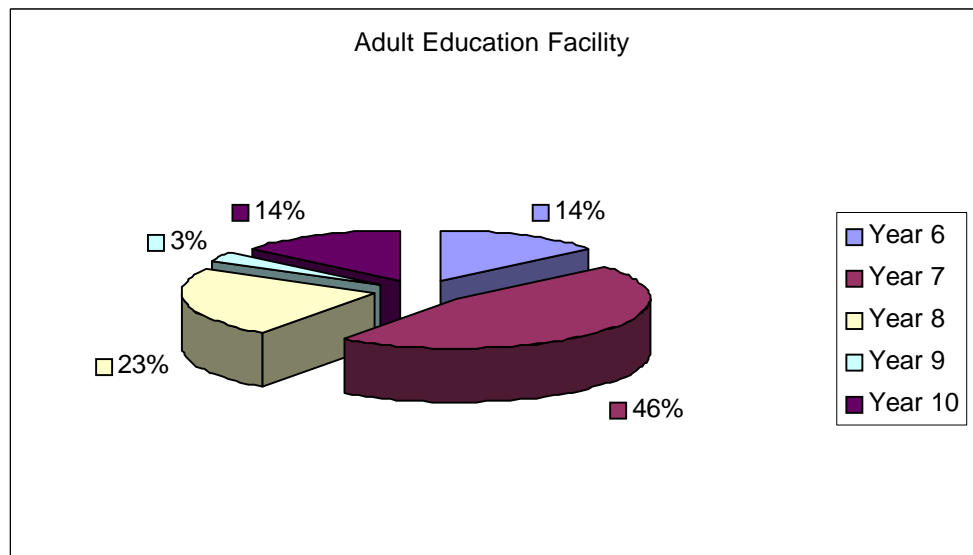
Health Centre

The 129 votes for this category are shown in the following graph, broken down by age group and expressed as a percentage of the number of votes.



Adult education facility

The 65 votes for this category are shown in the following graph, broken down by age group and expressed as a percentage of the number of votes.

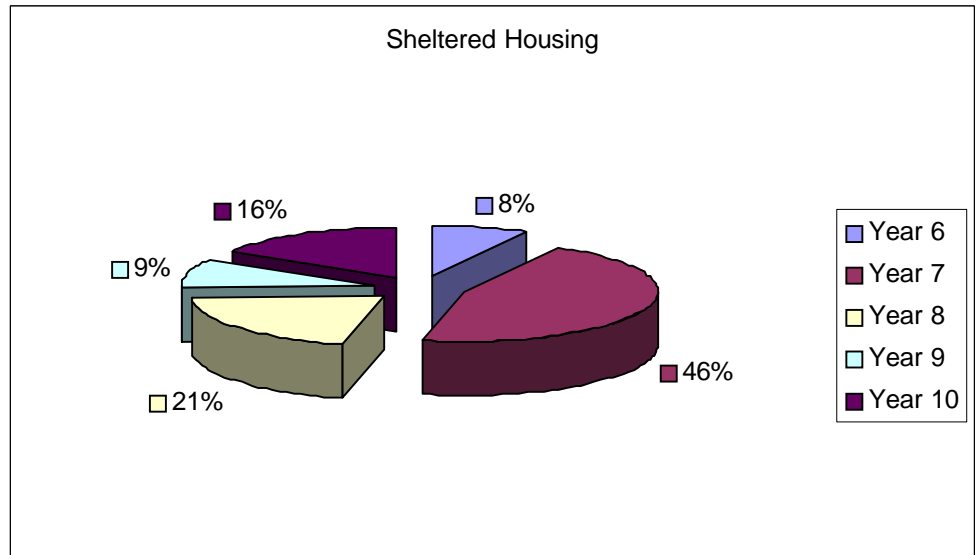


Appendix 'B'

Hartshill School Questionnaire

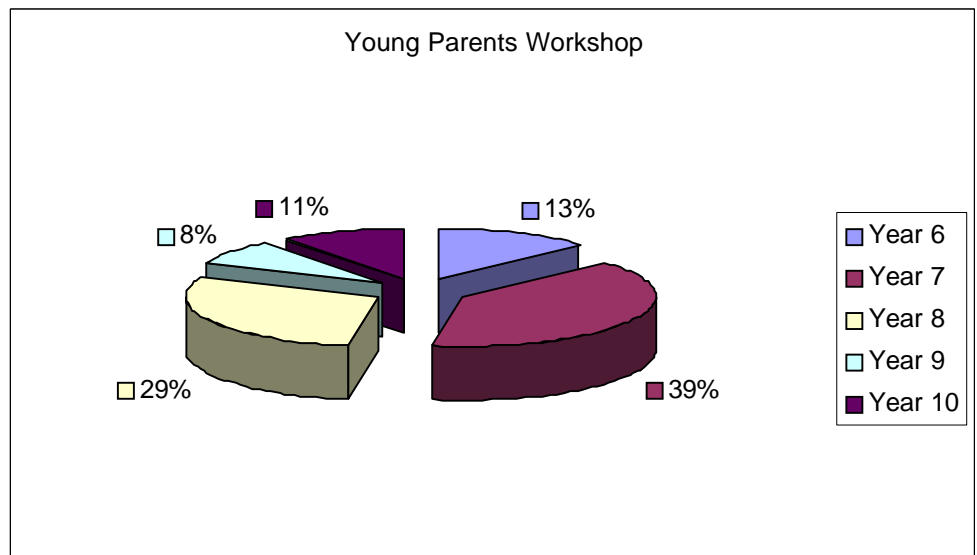
Sheltered housing

The 86 votes for this category are shown in the following graph, broken down by age group and expressed as a percentage of the number of votes.



Young parents workshop

The 76 votes for this category are shown in the following graph, broken down by age group and expressed as a percentage of the number of votes.

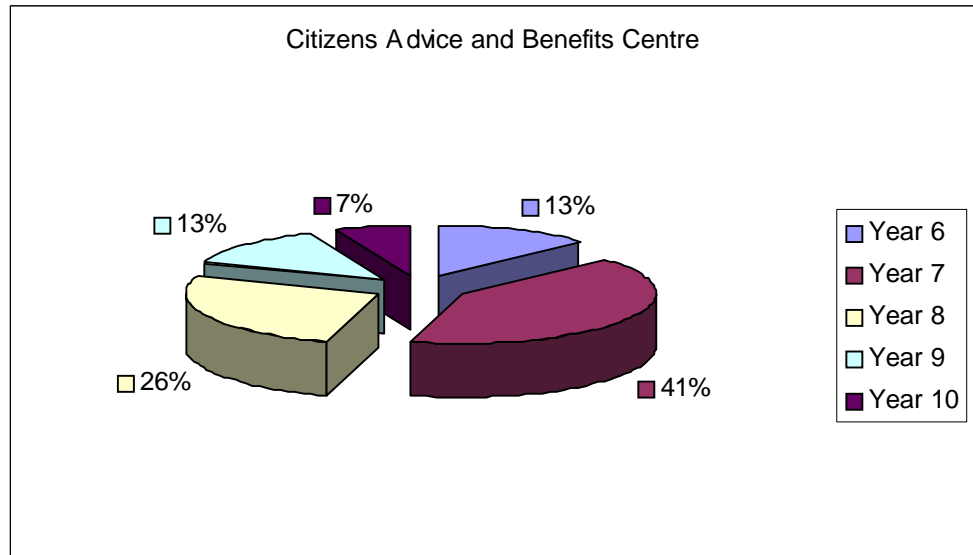


Appendix 'B'

Hartshill School Questionnaire

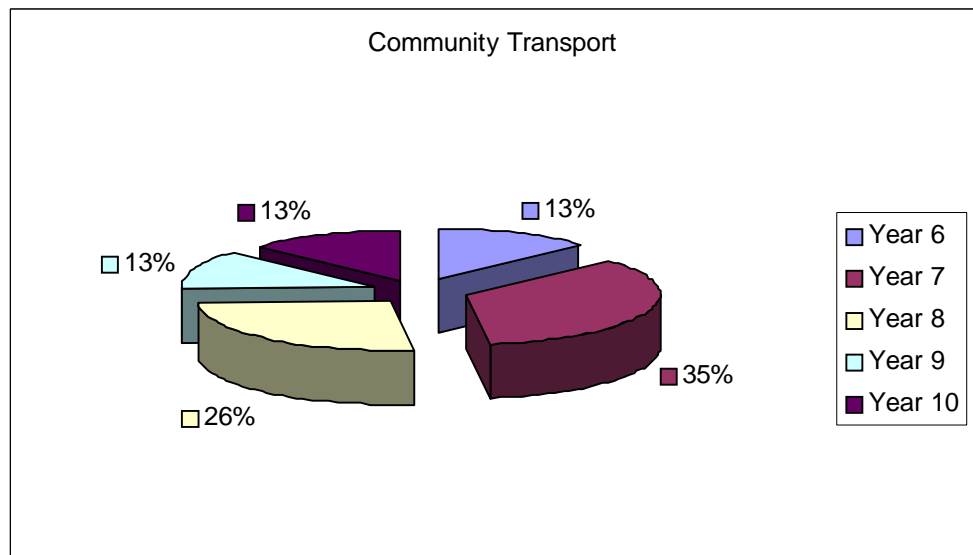
Citizens Advice and Benefits Centre

The 46 votes for this category are shown in the following graph, broken down by age group and expressed as a percentage of the number of votes.



Community transport

The 100 votes for this category are shown in the following graph, broken down by age group and expressed as a percentage of the number of votes.

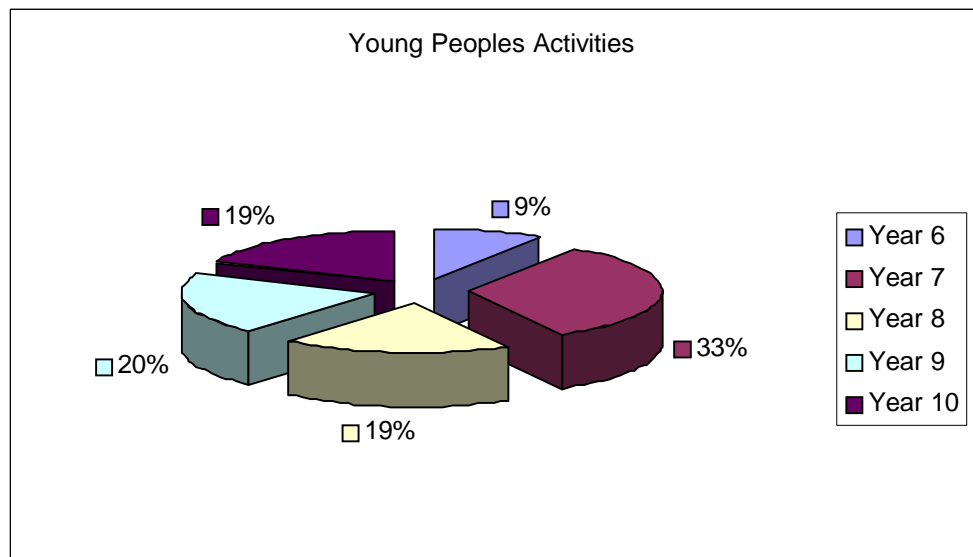


Appendix 'B'

Hartshill School Questionnaire

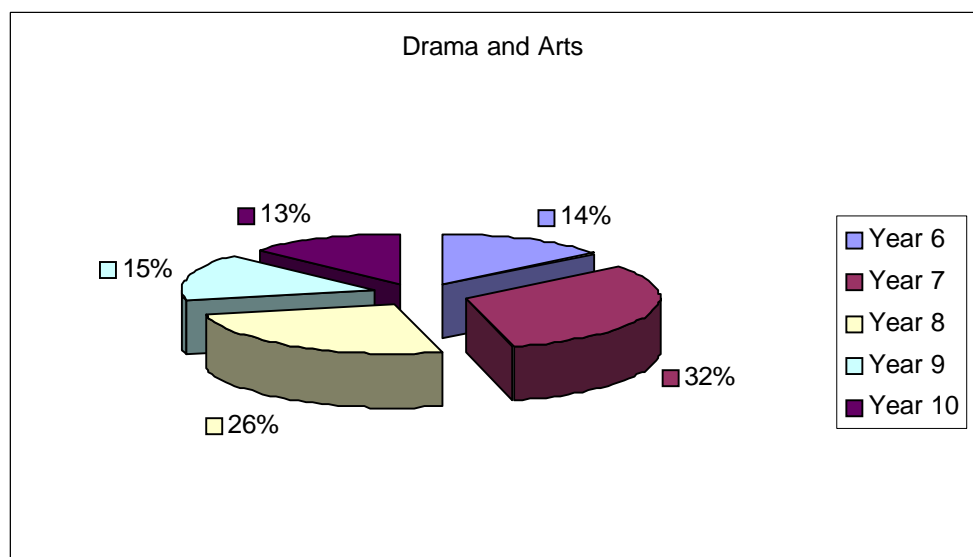
Young persons activities

The 207 votes for this category are shown in the following graph, broken down by age group and expressed as a percentage of the number of votes.



Drama and arts

The 139 votes for this category are shown in the following graph, broken down by age group and expressed as a percentage of the number of votes.

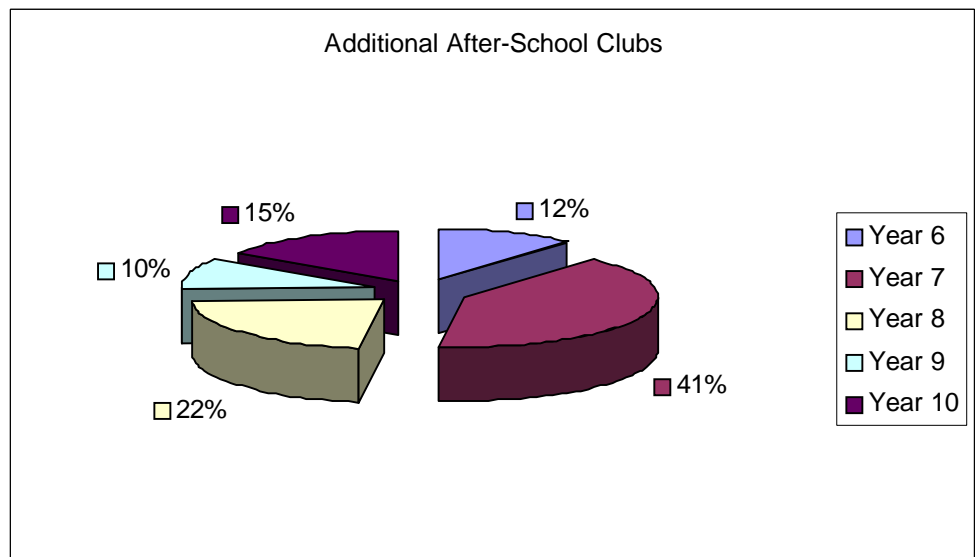


Appendix 'B'

Hartshill School Questionnaire

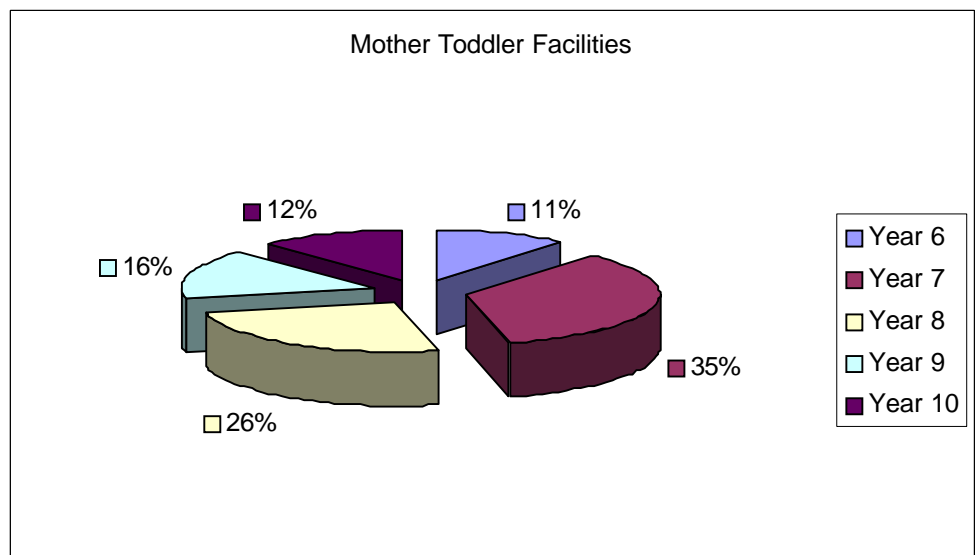
Additional After-School Clubs

The 136 votes for this category are shown in the following graph, broken down by age group and expressed as a percentage of the number of votes.



Mother toddler facilities

The 82 votes for this category are shown in the following graph, broken down by age group and expressed as a percentage of the number of votes.

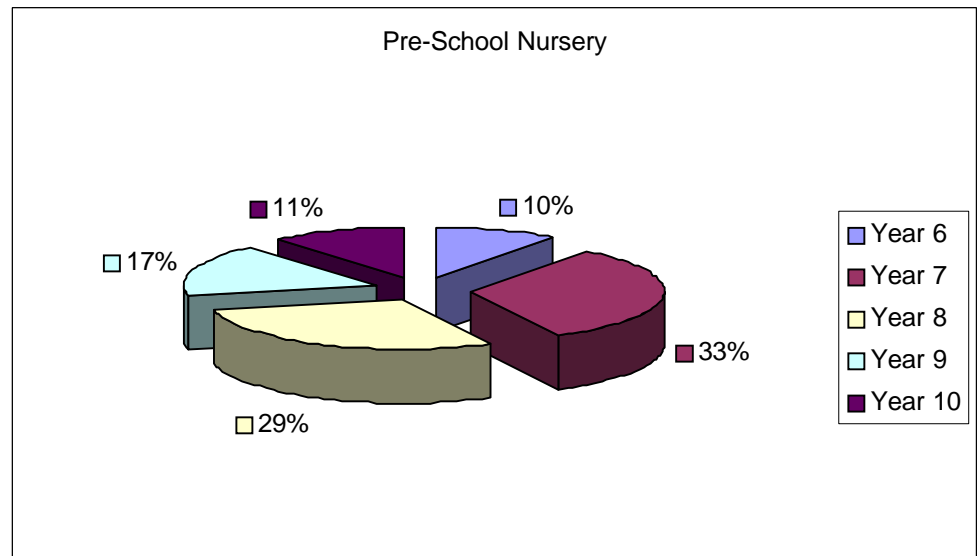


Appendix 'B'

Hartshill School Questionnaire

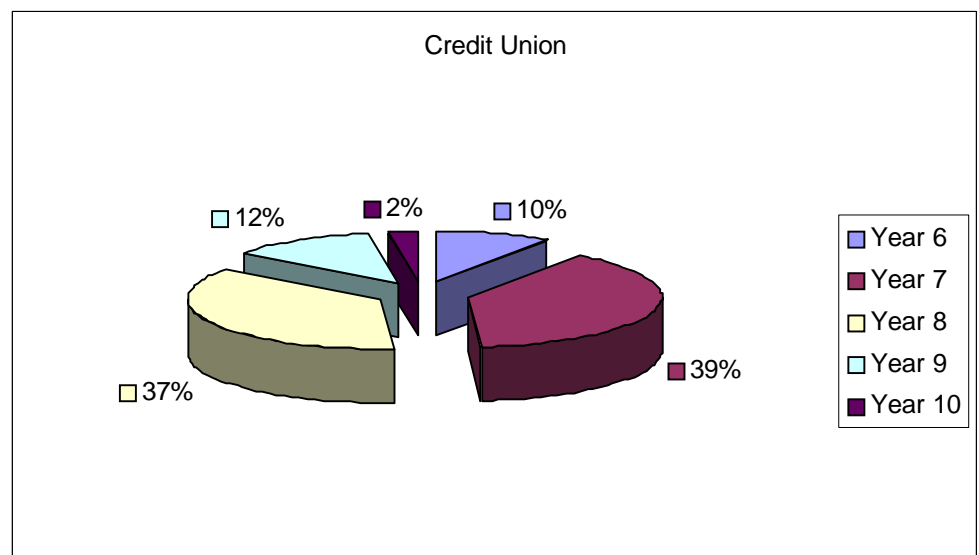
Pre-School Nursery

The 87 votes for this category are shown in the following graph, broken down by age group and expressed as a percentage of the number of votes.



Credit Union

The 41 votes for this category are shown in the following graph, broken down by age group and expressed as a percentage of the number of votes.



Appendix 'B'

Hartshill School Questionnaire

Question 2 Results – Improving the quality of village life.

Referring to Question 2 of the questionnaire – “Do you have any other suggestions to improve the quality of village life?”

Out of the 316 questionnaires returned the table below shows the correlated views of the school pupils who responded. Only a proportion of pupils expressed views on how to improve the quality of village life. From the individual responses, the table listed below shows the main themes. Not all responses appear on the table, as ‘one off’ themes have not been included to maintain the clarity of the report.

The overall results are shown in the following table, with an explanation of the individual categories in the subsequent sections.

Number of suggestions – all age groups

The following table shows the issues that Hartshill School pupils felt most strongly about (arranged with highest number of votes first for each issue).

	Year 6	Year 7	Year 8	Year 9	Year 10	TOTAL
Sports Facilities	7	37	24	25	23	116
Play Areas	4	21	3	2	1	31
New School Toilets	0	9	4	1	0	14
Total Number of Votes	11	67	31	28	24	161

The views of the pupils were very uniform. Some comments were made which were the same as the services which could be developed in the village, such as a dance club venue. These comments were not included in the results as these views have already been accounted for within the first question on the questionnaire.

Appendix 'B'

Hartshill School Questionnaire

Sports facilities

The majority of comments related to additional sports facilities, with football, rugby and tennis facilities being the most common themes. From the individual comments there is a clear feeling that the youngsters do not have enough leisure facilities within the village and this needs to be addressed.

The majority of these requests came from the older pupils.

Play areas

In a similar way to the sports facilities play areas were also a common wish from the pupils, with the majority of the request coming from the younger pupils.

New school toilets

This suggestion can not be considered as a facility that will improve the quality of village life, but has been included in the report for completeness.

Appendix 'B'

Hartshill School Questionnaire

Question 3 Results – Community Centre

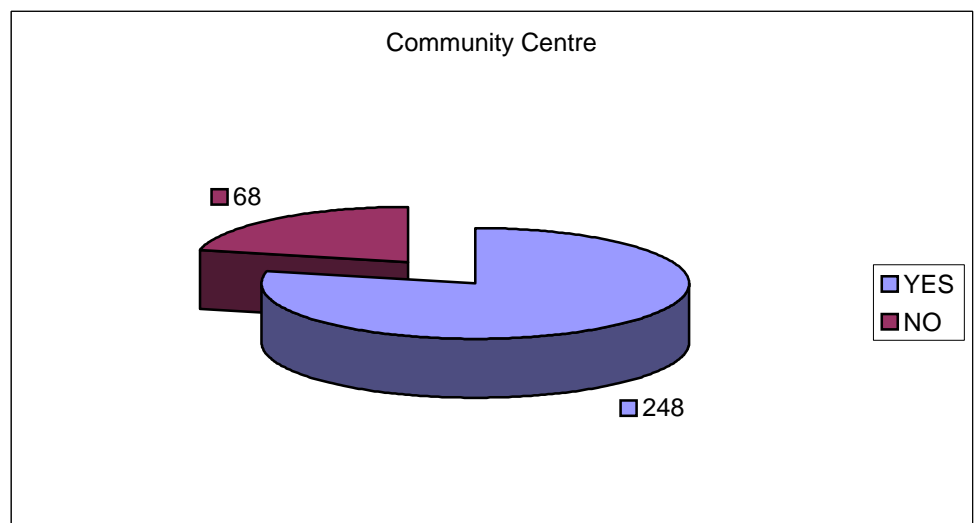
Referring to Question 3 of the questionnaire – *“Do you think the village would benefit from a Community Centre Building? (Yes or No)”*

Out of the 316 questionnaires returned, the table below shows the number of votes Yes and No in terms of total votes and a total for each age group.

	Year 6	Year 7	Year 8	Year 9	Year 10	TOTAL (within age group)
Community Centre	19	72	60	54	43	248

The 248 YES votes for the Community Centre are shown in the following graph, broken down by age group and expressed as a percentage of the number of votes.

The following graph depicts the percentage in favour/not in favour of the Community Centre.



Appendix 'B'

Hartshill School Questionnaire

Conclusions

Village services to be developed

Using a threshold of over 130 votes in a particular category, throughout all age ranges, the services, which Hartshill Village residents would like developed, are;

- q Young Peoples activities
- q Improved Sports Facilities
- q Community Internet Access
- q Additional Keep Fit / Slimming
- q Drama and Arts
- q Additional After-School Clubs

Community Centre

There is a clear majority of Hartshill school children who think the village would benefit from a Community Centre building.

In terms of number of votes cast (for *all* categories), this is the most popular service, which village residents would like to see developed.

The Community Centre could act as a '*central hub*' for the village where the most popular services could be based.

As such, it is reasonable to conclude that the Community Centre would be the most important development/service for the Hartshill Village Community.

Appendix 'B'

Hartshill School Questionnaire

Improving the quality of village life

The strong and clear message from the school children relates to the perception that not enough sports or play areas are available within the village which young people could use to occupy their time and play in a safe environment.

There is also recognition by a number of pupils that the lack of facilities does tend to encourage 'hanging around on street corners by children.' This is very mature thinking and echoes the feelings of the village questionnaire which was distributed to households earlier in 2004.